Leong *et al. BMC Genomics* 2010, **11**:279
http://www.biomedcentral.com/1471-2164/11/279

BMC Genomics

RESEARCH ARTICLE Open Access

Salmo salar and *Esox lucius* full-length cDNA sequences reveal changes in evolutionary pressures on a post-tetraploidization genome

Jong S Leong[†1], Stuart G Jantzen[†1], Kristian R von Schalburg[1], Glenn A Cooper[1], Amber M Messmer[1], Nancy Y Liao[2], Sarah Munro[2], Richard Moore[2], Robert A Holt[2], Steven JM Jones[2], William S Davidson[3] and Ben F Koop*[1]

Abstract

Background: Salmonids are one of the most intensely studied fish, in part due to their economic and environmental importance, and in part due to a recent whole genome duplication in the common ancestor of salmonids. This duplication greatly impacts species diversification, functional specialization, and adaptation. Extensive new genomic resources have recently become available for Atlantic salmon (*Salmo salar*), but documentation of allelic versus duplicate reference genes remains a major uncertainty in the complete characterization of its genome and its evolution.

Results: From existing expressed sequence tag (EST) resources and three new full-length cDNA libraries, 9,057 reference quality full-length gene insert clones were identified for Atlantic salmon. A further 1,365 reference full-length clones were annotated from 29,221 northern pike (*Esox lucius*) ESTs. Pairwise d_N/d_S comparisons within each of 408 sets of duplicated salmon genes using northern pike as a diploid out-group show asymmetric relaxation of selection on salmon duplicates.

Conclusions: 9,057 full-length reference genes were characterized in *S. salar* and can be used to identify alleles and gene family members. Comparisons of duplicated genes show that while purifying selection is the predominant force acting on both duplicates, consistent with retention of functionality in both copies, some relaxation of pressure on gene duplicates can be identified. In addition, there is evidence that evolution has acted asymmetrically on paralogs, allowing one of the pair to diverge at a faster rate.

Background

Salmonidae (including salmon, trout, charr, whitefish and grayling) are of economic and environmental importance, leading to a high level of interest in many different areas of biology. Of the sixty-six species in this family [1], Atlantic salmon (*Salmo salar*) has been used as a model for studies in several areas including osmoregulation, environmental toxicology, immunology, growth, physiology, and genomics [2-25]. Both *S. salar* and the closely related rainbow trout (*Oncorhynchus mykiss*) are commonly used as important sentinel species to monitor the health of aquatic environments [26]. Conservation and enhancement of wild stocks of these fish continues to be the subject of very large internationally concerned groups [27,28]. Basic biological knowledge of *S. salar* serves as a foundation for improving fish health, conserving wild stocks, and increasing the commercial sustainability of aquaculture. Recent efforts in genomics have provided new tools to address fundamental questions regarding fish health, ecology, physiology, and genetics, as well as allowing investigation of post-tetraploidization genome remodelling [29-34]. Detailed efforts to annotate the entire complement of *S. salar* genes will greatly facilitate a better understanding of all aspects of salmonid biology.

The study of salmonid genomes is made more difficult and biologically interesting because of a whole genome duplication (WGD) that occurred through an autotetraploidization event in the common ancestor of salmonids

* Correspondence: bkoop@uvic.ca
[1] Biology, Centre for Biomedical Research, University of Victoria, Victoria, British Columbia, V8W 3N5 Canada
[†] Contributed equally
Full list of author information is available at the end of the article

BioMed Central © 2010 Leong et al; licensee BioMed Central Ltd. This is an Open Access article distributed under the terms of the Creative Commons Attribution License (http://creativecommons.org/licenses/by/2.0), which permits unrestricted use, distribution, and reproduction in any medium, provided the original work is properly cited.

between 25-100 million years ago [35]. Extant salmonids are currently in a pseudotetraploid state and are in the process of reverting to a stable diploid state [32]. Though many of the gene duplicates from the WGD have been lost through deletion events or by being converted into pseudogenes, many sets of paralogs remain. As a result, there are practical problems in distinguishing among alleles, recent segmental duplications, gene family members, and duplications arising from the WGD. Experimentally, *S. salar* genes have proven challenging to characterize because of the complexities resulting from assembling large numbers of partial mRNA sequences represented by expressed sequence tags (ESTs) obtained from these duplicated and other closely related sequences. In addition, interspersed repeat sequences [36] can lead to the formation of incorrect assemblies of genomic sequences and transcripts (contigs). To resolve these potential errors, a gene containing coding sequence (CDS) flanked by 5' and 3' untranslated regions (UTR) coming from a single, completely characterized cDNA clone provides an important reference sequence representing a single allele of a single gene. The expansion of reference clone resources are particularly important not only in identifying other potential alleles and gene duplicates that are so pervasive in the pseudotetraploid salmonids, but also in studying fundamental genetic rates and modes of evolutionary change.

Relatively few organisms and lineages have been used to examine the evolution of duplicated genes following a WGD. Morin et al. [37] investigated the selective pressures acting on paralogs in *Xenopus laevis*, which resulted from allotetraploidization, and found wide-spread purifying selection but with some relaxation of pressure relative to orthologs in the diploid *Xenopus tropicalis*. Maere et al. [38] studied substitution rates and found certain functional categories of genes that were selectively lost after genome duplication events in *Arabidopsis thaliana*. In a larger scale study, Conant and Wagner [39] researched the genomes of a number of different organisms that have undergone WGDs, testing for asymmetric divergence of paralogs which they found in 20 - 30% of duplicates. Looking at asymmetrically evolving paralogs in yeast, Turunen et al. [40] recently presented evidence for relaxation of selective pressures. Furthermore, in another examination of the WGD in *S. cerevisiae*, positive selection was detected in a substantial portion of paralogs [41]. These studies examined the ratio of amino acid changing substitutions to silent substitutions (d_N/d_S) to measure evolutionary rates. The present study incorporates some of these approaches to identify evolutionary patterns in the genome of *S. salar*. Since there is not a large number of examples of post-tetraploidization evolution available for study, the WGD in salmonids becomes an important area for research.

Of the few organisms studied, some have been examined by a number of research groups. Since this is one of the first studies examining the post-tetraploidization evolutionary patterns in the salmonid genome, it is our hope that other groups in addition to our own will expand on the work presented here, incorporating growing datasets and using a wide variety of phylogenetic and evolutionary methods.

Characterizing evolutionary changes in polyploid genomes requires comparison to a pre-WGD out-group species so that differences in substitution rates with respect to an ancestral genomic state can be determined. Ishiguro et al., Lopez et al., and Li et al. [42-44] report that the Order Esociformes is the closest non-polyploid sister group to the Salmoniformes. Karyotypic data [45,46] and C-values of ~3.0 - 3.3 pg in salmonids and ~0.9 - 1.4 pg in esocids [47] are consistent with the occurrence of the WGD after the divergence of esocids and salmonids. In particular, studying northern pike (*Esox lucius*) as a representative of the order would provide an opportunity to continue building upon existing efforts. As there were only 158 core nucleotide sequences, 83 protein sequences, and 3,612 EST sequences [33] available for northern pike prior to this study, it was necessary to expand sequence information of this species before a more thorough analysis of salmonid gene duplications could be done.

The objectives of this study were to: 1) obtain a large number of full-length reference cDNA clone sequences; 2) expand the transcriptomic resources (ESTs) of *E. lucius;* and 3) identify evolutionary patterns of duplicated genes in the autotetraploid *S. salar* species.

Results

Full-length cDNA library construction and analysis

The majority of existing EST data from *S. salar* came from highly normalized cDNA libraries that were full-length (FL) biased [31,33,48,49]. To specifically identify more full-length transcripts, a protocol for enrichment of 5'-CAPed mRNA was employed which prevents truncated mRNA from being reverse-transcribed, followed by transfer of intact double-stranded cDNAs directly into the library vector using Invitrogen Gateway® recombination cloning [50]. Starting from *S. salar* brain, head kidney, and spleen tissues, three non-normalized, size selected, full-length libraries were constructed. mRNAs were size-selected for 600 to 1,100 bp (rgg), 1,100 to 2,000 bp (rgh) and >2,200 bp (rgf). 7,680, 7,680, and 16,128 clones from rgg, rgh, and rgf, respectively, were bi-directionally sequenced. For the short insert library (rgg), 11,917 sequences were obtained and assembled into 1,833 transcripts (903 singletons and 930 contigs). This library had the fewest novel transcripts and had the highest redundancy in terms of identified sequences. The

majority of transcripts in this library were identified as hemoglobins, ribosomal protein genes or other genes previously seen in our existing EST dataset [33]. For the mid-sized insert library (rgh), 12,250 sequences were obtained and assembled into 5,305 transcripts (3,088 singletons and 2,217 contigs). While the sequence diversity of this library was higher, nearly all complete transcripts had been previously identified [33]. For the large-sized insert library (rgf), 30,415 sequences were obtained and assembled into 15,125 transcripts (11,190 singletons and 3,935 contigs). This library contained the highest number of novel transcripts.

Identification of S. salar Full-Length cDNA contigs from existing EST assemblies

Starting with a 434,384 *S. salar* EST assembly [33] (Figure 1 part 1), 81,398 contigs (Figure 1 part 2) were compared to the SwissProt protein database [51] (Figure 1 part 3) and 34,451 unique transcripts were identified. 14,021 of these were potential FLcDNA contigs as determined by similarity comparisons to known proteins (Figure 1 part 4). These assembled sequences represent potential full-length transcripts with significant similarity to SwissProt protein sequences. 10,026 (mean = 1,295 bp; range = 195 - 4,696 bp) of these contigs contained complete ORFs and 5,853 of these could be represented by a single completely characterized, non-redundant clone. These clone sequences are consistent with contig consensus sequences representing two or more different clones and were provisionally designated as reference FLcDNAs.

E. lucius ESTs

A full-length biased, normalized cDNA library from *E. lucius* head kidney, spleen, heart and gill tissues was constructed and 15,360 clones were bi-directionally sequenced. 29,221 sequences averaging 731 bp were obtained and, with the previously available 3,612 EST sequences [33], assembled into 11,662 contigs (2,791 singletons and 8,871 clusters; mean cluster = 2.2 reads, 1,384 bp; max cluster = 106 reads). BLASTX analysis [52] revealed a total of 3,816 unique transcripts with strong SwissProt protein similarity (e-value $\leq 10^{-5}$). Using the same method outlined in Figure 1 part 4 for *S. salar*, 1,830 were identified as potential full-length transcripts. After ORF analysis (Figure 1 part 5), 1,543 FLcDNA contigs contained sequences corresponding to full-length proteins (mean = 1,044 bp; range = 312 - 2,984 bp) and 1,365 non-redundant reference clones were identified.

Reference Full-Length cDNA identification using individual clone assembly

Paired 5' and 3' sequence reads from short and mid-sized insert FLcDNA libraries from *S. salar* (rgg: 11,917 reads and rgh: 12,250 reads) were assembled individually to yield 6,941 rgg and 8,470 rgh cDNA clone sequences. These sequences were selected for further full-length, ORF and non-redundancy analysis (Figure 2). The short-insert library (rgg) yielded 274 new, full-length protein reference clone sequences. The midrange insert library (rgh) yielded 357 new FLcDNA reference clone sequences. The low yields of novel reference clones likely reflect similar clone insert sizes obtained from previous cDNA library characterizations.

The assembled 15,125 transcripts from the large-insert full-length cDNA library (rgf) from *S. salar* were initially examined for non-redundancy with existing full-length reference genes and potential for representing a full-length gene (5' and 3' non-overlapping clone sequences were consistent with the 5' and 3' ends of a known complete protein). Based on partial reference FLcDNA characterization, 4,380 clones were chosen for complete characterization using primer walking methods. Once these clones were completely sequenced, 4,112 were shown to have significant SwissProt similarity. Of those clones, 2,573 represented novel non-redundant *S. salar* transcripts with complete ORFs that corresponded to known proteins. Clones whose inserts contained full 5' annotation (Figure 2 part 3) and a proper ORF (Figure 2 part 4) were designated as reference FLcDNA clones. In total, 3,204 non-redundant reference FLcDNAs (Figure 2 part 5) were characterized from the three FLcDNA libraries of rgf, rgg, and rgh.

Reference Full-Length cDNA assessment

The 5' UTRs, ORFs and 3' UTRs for the 9,057 reference clones were characterized and the results are summarized in Figure 3. The mean reference FLcDNA length for 9,057 *S. salar* sequences (Figure 3a) is 1,450 +/- 794 bp (mean +/- SD), and ranges from 267 to 4,730 bp. Of these sequences the mean 5' UTR and 3' UTR is 142 +/- 171 bp and 608 +/- 509 bp, respectively. The mean reference ORF is 755 +/- 499 bp.

Similar analysis of *E. lucius* reference FLcDNAs (Figure 3b) shows a mean length of 1,003 +/- 286 bp, ranging from 312 to 1,731 bp. Mean UTRs in the 5' and 3' regions are 118 +/- 124 bp and 379 +/- 279 bp, respectively. The mean reference ORF is 540 +/- 232 bp.

The UTR results are comparable with efforts from groups which have compiled mRNA UTR databases. In one such study of UTRs for a variety of species belonging to the 'fish' category, these species were shown to have an average 5' UTR of 107 bp, while 3' UTRs averaged 397 bp [53]. These results indicate that the UTRs from this study are consistent with full-length sequences. While similar studies in this area are available for non-fish FLcDNAs, comparisons among more closely related organisms are lacking [54].

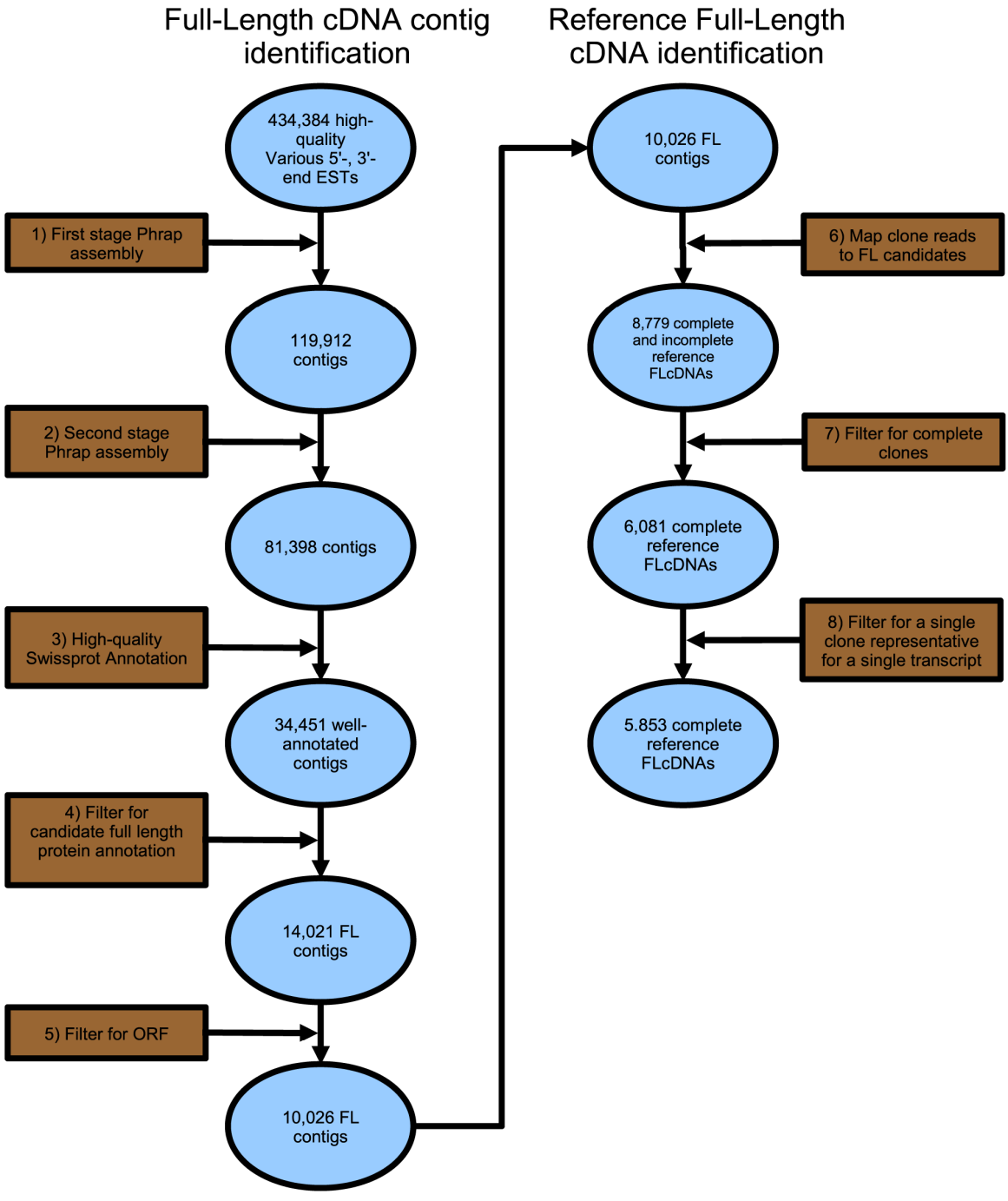

Figure 1 Schematic of *S. salar* FLcDNA contig identification and reference FLcDNA identification. Two-stage assembly of 434,384 high-quality 5'- and 3'-end ESTs identified 81,398 contigs (1-2) for FL contig identification. A BLASTX was carried out resulting in 34,451 well-annotated contigs (3), which were further reduced to 14,021 FL annotations by increasing the stringency of the local alignment length (4). In-frame annotation-flanking start and stop codons were found from the reduced set, resulting in a set of 10,026 FL contigs (5). The FL contigs represent the complete set of FL unique putative transcripts. A set of all reads and subsequently sequenced library rgf reads was mapped to the FL contigs (6). Those clones whose 5'- and 3'-end reads map to the same contig were analyzed to determine sequence overlap (complete) or non-overlap (incomplete) (7). Only complete clones are considered, and a single representative of a clone is taken for each transcript resulting in 5,953 complete reference FLcDNAs (8).

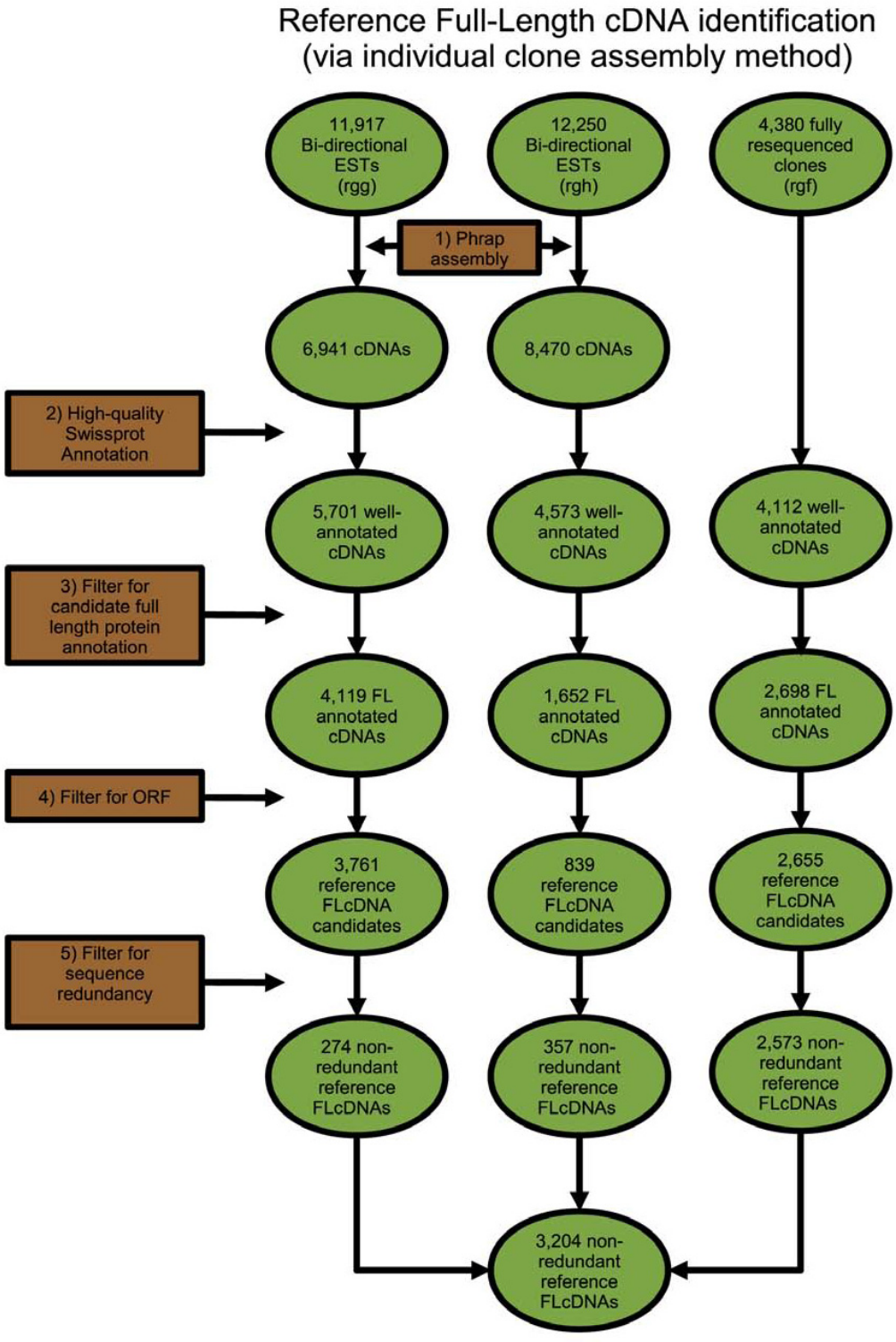

Figure 2 Schematic of *S. salar* reference FLcDNA identification through individual clone assemblies. Three full-length 5'-CAP enriched libraries were created. A 4,380 clone subset of library rgf was resequenced to completion. Libraries rgg and rgh were bi-directionally sequenced and individually assembled using PHRAP (1). A BLASTX was carried out resulting in a total of 14,384 well-annotated cDNAs (2), which were further reduced to 8,469 FL annotations by increasing the stringency of the local alignment length (3). In-frame annotation-flanking start and stop codons were found from the reduced set, resulting in a set of 7,255 reference FLcDNA candidates (4). Intra-library sequence redundancy was minimized using an all versus all pairwise BLASTN comparison (5), resulting in a total set of 3,204 non-redundant reference FLcDNAs.

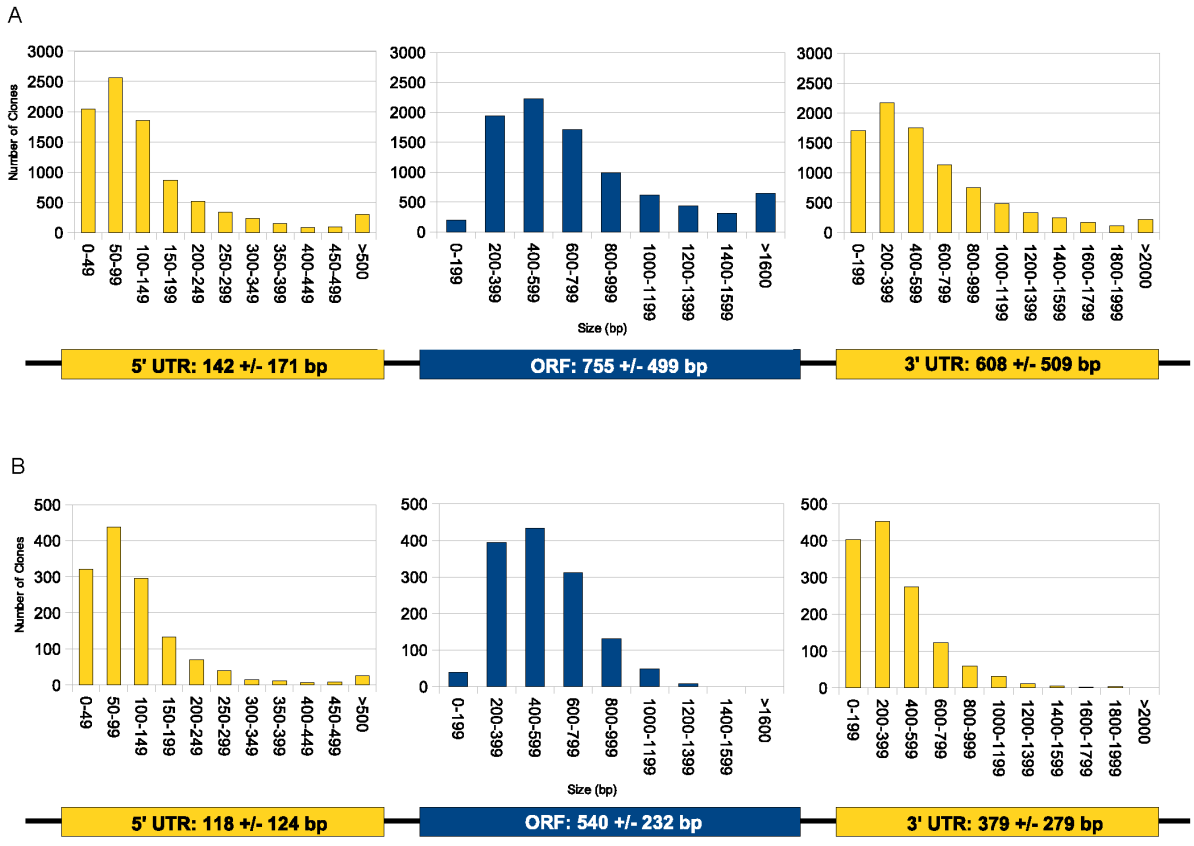

Figure 3 Distributions and means of ORF, 5' and 3' UTR sizes in reference FLcDNAs for (A) *S. salar* (B) *E. lucius*. Each reference FLcDNA, determined by in-house annotation methods, was examined for an ORF, 5' UTR, and 3' UTR. Means for each region were calculated (+/- standard deviation). An ORF is characterized by a start (ATG) and an in-frame stop codon (TGA, TAG, TAA). The 5' UTR is calculated as the entire area upstream of the start codon, while the 3' UTR is considered the entire area downstream of the stop codon. Any 3' polyA tails were masked and were not included in UTR length calculations.

A contig confirmation and uniqueness study was performed on each reference FLcDNA sequence set and the results are outlined in Table 1. A comparison was done on each corresponding contig set in an attempt to demonstrate which reference FLcDNAs could be confirmed by an existing contig. Reference FLcDNAs from *S. salar* full-length libraries were not included in the contig assembly and therefore possibly contain novel cDNA inserts. There were 6,115 reference FLcDNAs that could be confirmed by a contig sequence for *S. salar*. All *E. lucius* clones were

Table 1: Summary of confirmed and unique reference FLcDNAs in contig sets for *S. salar* and *E. lucius*

	Contigs	Reference FLcDNAs	Confirmed in Contigs	Unique
S. salar	81398	9057	6115	2942
E. lucius	11662	1365	1365	0
Total	93060	10422	7480	2942

Reference FLcDNAs were confirmed, using BLASTN, against their corresponding contig set. The remainder of the reference FLcDNAs are represented by clones that are similar to and consistent with SwissProt entries and are unique to the full-length libraries characterized in this study.

included in its contig assembly. As a result, the entire 1,365 reference FLcDNA set could therefore be confirmed by a contig sequence.

S. salar and E. lucius alignments

FLcDNA transcripts from *S. salar* were used to identify protein coding regions for an analysis of silent and amino acid changing substitution rates in duplicated genes. The coding sequences were translated and used as queries in a TBLASTN comparison to the nucleotide database consisting of all *S. salar* and *E. lucius* EST assemblies. Contig sequences corresponding to the TBLASTN hits were organized into clusters, then translated, resulting in a cluster of nucleotide sequences and a corresponding cluster of protein translations for each full-length gene. A common region of alignment with respect to the translated ORF was found for the DNA sequences and the corresponding proteins based on length and quality of alignment criteria. A final screening process was performed to prevent allelic or distant homolog comparisons. 408 clusters contained the necessary one sequence from *E. lucius* and two sequences from *S. salar*. These sequences and alignments are given in Additional file 1.

Non-synonymous (d_N), synonymous (d_S) and ω (d_N/d_S) values were calculated for the 408 individual gene trees to investigate patterns of evolution. A value for ω that is < 1 over the alignment is indicative of purifying selection (the rate of amino acid changing substitutions is less than the rate of incorporation of synonymous mutations). A value for ω that is > 1 is indicative of diversifying or positive selection [55].

Pairwise comparisons to determine d_S and ω

For each gene cluster, the corrected number of synonymous substitutions per synonymous site (d_S) was determined by comparing the *E. lucius* gene to each of the duplicate *S. salar* genes (gray and black lines) and the *S. salar* duplicate genes to each other (green line; Figure 4a). For each branch, the frequency of d_S values is plotted in Figure 4a. *S. salar* gene duplicate d_S values (green lines) have a median value of 0.192 and the *E. lucius* to *S. salar* d_S values (gray and black lines) have a median value of 0.434. This difference confirms that the salmonid genome duplication occurred more recently than the separation of *E. lucius* and *S. salar* lineages.

The ratios of non-synonymous to synonymous substitution rates, or ω values, were in a similar manner calculated for each gene set and the frequency of ω values presented in Figure 4b. The median ω for *E. lucius* to each of the duplicate *S. salar* genes (gray and black lines) is 0.109 and the median ω for the duplicate *S. salar* genes (green line) is 0.142. The low ω values for all three sets of pairwise comparisons indicates an average of 7-9 synonymous substitutions for every non-synonymous substitution. This ratio confirms that purifying selection is the predominant evolutionary force in these genes. In most cases, both copies of these genes appear to have had their original functions retained based on the relatively low ratio of substitutions and high similarity between sequences. It is worth noting however, that poorly aligning and therefore potentially more divergent regions are trimmed from the overall alignments. Therefore, these estimates may be on the conservative side.

The paralogous comparisons (green line) produced ω values that were generally larger than the orthologous comparisons (gray and black lines). Upon using a Kruskal-Wallis test to compare distributions, both sets of orthologous comparisons were found to be significantly different from the paralogous comparisons (p-value = 1.671×10^{-5} and 2.359×10^{-5}) while orthologous sets were not significantly different with respect to each other (p-value = 0.9188). Therefore, while there is a large variance in the level of selection among the different genes, this result supports a small but significant relaxation in the level of selection pressure following gene duplication. This result is consistent with a comparison of 445 gene duplicates in the polyploid *Xenopus laevis* [37].

d_S and ω for tree segments

To more closely examine the effects of evolutionary pressures before and after duplication of the salmonid genome (represented by a diamond in the accompanying tree diagram), the substitution rates and ratios were separated into three tree segments (shown in Figure 4c, 4d). This subdivision was accomplished by using all three pairwise comparisons to calculate d_S values and ω values from the occurrence of the genome duplication (point O) to each extant gene (points A, B, and C).

This calculation provides an approximation for the number of substitutions before and after the duplication event. The post-duplication branches (in red and light blue) yielded median d_S values of 0.0926 and 0.0942 and the pre-duplication branch yielded a median d_s value of 0.3162. *E. lucius* sequences clearly diverge from the *S. salar* paralogs to a much greater extent than the *S. salar* paralogs diverge from each other. This again is consistent with the WGD occurring in salmonids but not in ecosids. The few values that are less than zero are presumably a result of the variation in the divergence of the three sequences with respect to one another and chance convergent substitutions.

To pursue the observation in Figure 4b showing a relaxation of selection following gene duplication (green line) and operating under the assumption that one duplicate could be retained and preserve its original function, freeing the other to diverge [56], the two post-duplicate branches were separated into two groups; one member of

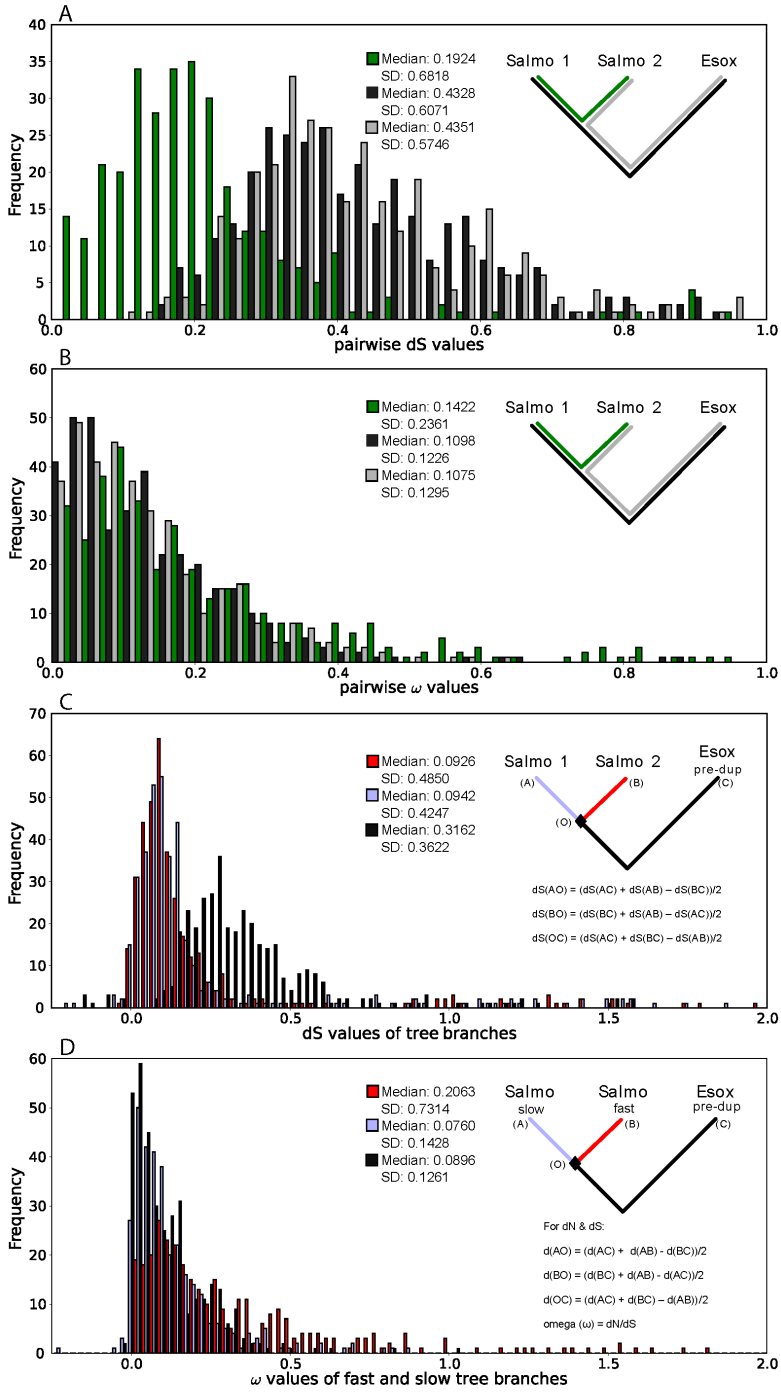

Figure 4 Frequencies of d_S and ω values for comparisons within *S. salar* and *E. lucius* gene trios. (A) Distributions of d_S values from pairwise comparisons within gene trios: between *S. salar* paralogs (green) and between each of the two *S. salar* paralogs and its corresponding *E. lucius* ortholog (gray and black). (B) Distributions of d_N/d_S ratios (ω) from pairwise comparisons within gene trios: between *S. salar* paralogs (green) and between each of the two *S. salar* paralogs and its corresponding *E. lucius* ortholog (gray and black). (C) Distributions of d_S values separated into individual tree branches based on gene trios. Values from pairwise comparisons were used to calculate silent substitution rates for periods before and after the salmonid tetraploidization event. The light blue curve represents frequencies of d_S values from the duplication event to one *S. salar* paralog, the red curve from the duplication event to the other paralog, and the black curve prior to the genome duplication to the *E. lucius* ortholog. (D) Distributions of d_N/d_S ratios separated into branches where one *S. salar* paralog, that which has the lower ω value, is considered to be a *slow* branch (light blue curve) and the other paralog (red curve) is considered to be more quickly diverging (*fast* branch for the purposes of labelling). The black curve displays frequencies of ω values between the *E. lucius* ortholog and the genome duplication.

each pair represented the *slow* branch (i.e. the branch with the lower ω, indicating more purifying selection) and the other member represented the *fast* branch (i.e. with the higher ω, indicating possibly relaxed selection). While this method of sorting duplicate genes is somewhat arbitrary, the results can be reviewed with respect to an ancestral branch leading to *E. lucius*. Selection values (ω) for the fast and slow duplicates along with the ancestral branch were calculated for each gene set and the frequency of ω values plotted in Figure 4d. In the slow *S. salar* branch (light blue) the median ω was 0.0760 and in the ancestral branch (black) the median ω was 0.0896. While the slow branch and pre-duplication branch do differ significantly from each other in terms of the means of the ranks of the data (Kruskal-Wallis test, P = 0.00623), the slow branch has a very similar median ω to the pre-duplication condition. The fast branch, on the other hand, has a much higher average ω (red curve, median = 0.2063) than both of the other branches. These results are consistent with the view that after the WGD there was little change in the evolutionary rate for one member of the pair; though in many cases, the rate of incorporation of non-synonymous changes increased dramatically for the other member. Despite a high level of variation, these data suggest that there is some asymmetry in evolutionary pressures on paralogs.

Gene Ontology analysis

In order to determine if there were ontological categories that were enriched for gene pairs that were subjected to more asymmetrical rates of evolution than others, Gene Ontology terms [57] were found for two groups of gene sets: those that had high fold differences (> 3x; n = 67) in the ω values found for the two *S. salar* branches and those that had low or no fold differences (<1.75x; n = 61). The results are shown in Table 2. For the most part, the two groups are populated by categories with similar proportions. A few notable exceptions include a larger proportion of genes involved in nucleic acid metabolic processes (GO:0006139) in the high fold-change group relative to the low. Likewise, the low fold-change group has a higher proportion of "other" metabolic processes (various IDs) such as lipid and carbohydrate metabolism. However, the relatively low number of genes in most categories limits the possibilities in this study of correlating ontological terms with specific patterns of evolution.

Discussion

The objectives of this study were to: 1) characterize a large unambiguous set of reference gene sequences to compare with alleles and duplicates in *S. salar*, genes in other salmonid species, and genes in more distantly related fish species; 2) expand genomic resources for a representative member of the closest non-tetraploidized fish group (Esociformes: *E. lucius)* to provide a reference for the study of WGD in salmonids; and 3) identify patterns of change in the evolution of duplicated genes in the autotetraploid *S. salar*.

Genome duplications have a profound impact on the physiology, reproductive biology, ecology and evolution of a species. Salmonids (11 genera and 66 species) [1] are one of the most economically important and most studied groups of fish. A purported WGD in their common ancestor between 25-100 million years ago [35], after the separation from esocids, plays a prominent role in understanding the biology of this group. The different salmonid species are currently in the process of reverting to a stable diploid state through deletions and rearrangements [17,32-34]. In the absence of a completed genome, there is a significant problem in distinguishing among numerous duplicates, alleles and other very similar sequences. The integrity of genes resulting from assembling large numbers of partial mRNA sequences (ESTs) remains open to question. To resolve this problem, a collection of reference genes containing CDS and flanking UTRs coming from single, completely characterized cDNA clones provides an essential resource in gene identification, future genome annotation, and the study of evolutionary patterns.

An analysis of existing EST data from *S. salar* led to estimates of 10,026 FLcDNA contig consensus sequences. However, these contigs may represent an amalgamation of many unique transcript products with high similarity, rather than a single unique allele. 9,057 *S. salar* reference FLcDNA clones were determined in this study to resolve this issue. These FLcDNA sequences represent a significant community resource, adding to the current knowledge base on salmonid biology. These sequences can also serve as scaffolding with which to aid in genomic sequencing and creation of physical maps in other salmonids. The increasing popularity of microarrays in gene expression experiments has allowed for more precise control of probe design and information on full-length sequences enables probes to be optimally designed with higher specificity. An increase in probe-binding specificity reduces unwanted cross-species interactions. Salmonid research benefits from a fuller characterization of *S. salar* genes.

To expand evolutionary studies of salmonids, 29,221 *E. lucius* ESTs were obtained and when combined with the existing 3,612 EST sequences (32,833 total), 11,662 contigs and 1,365 FLcDNA reference sequences were identified. This resource not only provides an important initial genetic foundation for the study of pike throughout North America, Europe and Asia, but also provides essential information on a diploid reference species for the study of WGD in salmonids.

Table 2: Proportions of genes in GO categories

Categories	ID	High fold-changes		Low fold-changes	
localization (transport, cell motion)	GO:0051179	11	16.4%	10	16.4%
nucleic acid metabolism	GO:0006139	10	14.9%	3	4.9%
protein metabolism	GO:0019538	6	9.0%	6	9.8%
other metabolic process	Multiple IDs	8	11.9%	16	26.2%
development	GO:0032502	6	9.0%	5	8.2%
translation	GO:0006142	6	9.0%	4	6.6%
transcription	GO:0006350	5	7.5%	3	4.9%
apoptosis	GO:0006915	3	4.5%	5	8.2%
response to stimulus	GO:0050896	4	6.0%	2	3.3%
cell proliferation	GO:0008283	3	4.5%	2	3.3%
cell cycle	GO:0007049	3	4.5%	2	3.3%
signal transduction	GO:0007165	2	3.0%	3	4.9%
Total		67	100%	61	100%

Gene Ontology terms are given for gene trios in which there is a high fold-change in ω between paralogs (asymmetrically evolving duplicates) or a low fold-change in ω (symmetrically evolving duplicates). The proportions of genes contained within Gene Ontology categories are compared between the two groups. Nucleic acid metabolism (GO:0006139) is more highly represented in asymmetrically evolving gene duplicates.

In this study, the FLcDNA sequences from *S. salar* along with homologous data from *E. lucius* were used to analyze evolutionary trends in some of the genes in the pseudotetraploid genome of *S. salar*. While the salmon genome may still be in the process of returning to a stable diploid state, it is evident that many gene duplicates have been retained. The peak in Figure 4c indicates a collection of genes that arose from a duplication event after the separation of esocids from a salmonid ancestor. These genes are likely to be still active because the data for this study are based on mRNA, EST-derived sequences.

It is interesting to note that both Morin et al. [37] and the present study started with approximately 10,000 full-length transcripts. By selecting a subset of sequence clusters that fulfil alignment and homology criteria, both studies ended up with only 400-450 gene sets. This ~4% yield is due in part to the strict criteria for usable sequences as well as the more limited *E. lucius* dataset from which to draw sequences. Further investigation should be undertaken to determine if both *X. laevis* and *S. salar* have retained similar proportions of gene duplicates, which would be of great interest in understanding responses to tetraploidization events. The numerous other species in the salmonid family provide an opportunity to facilitate finer analysis of the genome duplication, once additional data have been gathered for them. Moreover, the additional gene sets that contained more than two *S. salar* sequences in addition to the *E. lucius* ortholog (approximately 300 sets) could be studied to gain an understanding of some of the smaller scale duplication events or potentially more ancestral WGDs.

Over the last century, many individuals and groups have developed ideas about gene duplication in evolution and its importance in expanding on existing biological functions [58]. A central model that has been strongly supported by Ohno [56] states that a duplicate gene can

accumulate mutations and become non-functional (non-functionalization) or diverge to a novel function (neo-functionalization) while the other duplicate keeps its original function. Other models have been proposed including sub-functionalization [59,60], where both duplicates accumulate mutations resulting in complementary expression, leaving each copy with its own sub-function. It is of interest to look for signatures of different types of selection in order to better understand models that may be directing the fates of one or both paralogs.

Based on the observation that the genes under investigation are in fact being transcribed to some degree in *S. salar*, it would be expected that purifying selection would be acting on both duplicates. The vast majority of ω values that are presented (Figure 4) are much less than one. It is apparent that negative selection is the predominant force in this evolutionary process as was also found in the similar analysis done by Morin et al. [37]. However, relative to the state of the genes before the duplication, there is significant relaxation of selective pressure on at least some of the paralogs, suggesting reduced constraints. This relaxation is consistent with the idea that having redundancy in the genome will result in increased freedom for divergence [56,58]. These trends could facilitate neo-functionalization or modification of existing functionality taking place in some of the paralogs.

Data in this study provide evidence that selection constraints are not acting on both gene duplicates to the same extent. In a number of the 408 gene sets examined, one paralog may be relaxed, while it appears that the other is maintained to roughly the same degree as the pre-duplication single-copy gene. This asymmetrical pattern of evolution has recently been observed in specific *Hox* clusters in *S. salar* [61] as well as in earlier genome-wide studies in other organisms such as *Drosophila melanogaster* and *Caenorhabditis elegans* [39].

The question that results from this observation centers around the fate of these duplicate genes that are operating under relaxed selection. The paralogs that were studied are still being transcribed and are presumably functional (with the possible exception of some rarely transcribed pseudogenes) and have not been subject to non-functionalization. Duplicates that were deleted since the WGD would not be observed and neither would the presumably large number of duplicates that have become pseudogenes. Conclusive evidence for a general trend of positive selection was not found for the set of genes, since nearly all ω values were much less than one, though there were a few higher post-duplication values that suggested some duplicates may have been influenced by directional selection. The few genes that did have an ω value greater than one showed no enrichment for an ontological category (data not shown). Turunen et al. [40] looked at asymmetrically evolving gene duplicates in yeast and found evidence for relaxation of selective pressure, sub-functionalization, and even neo-functionalization, though the average ω was significantly less than one. Therefore, it is not surprising that a strong signature of diversifying selection was not detected. Positive selection that may have occurred over a small region or short period of time could be masked by a larger overall pattern of negative selection. For example, once a neo-functionalization event has occurred, purifying selection would act to maintain that new function in the long term. Indeed, Hughes et al. [62] reported 30-50 million years of divergence to be the upper limit of detection of positive selection in eukaryotes using d_N/d_S analysis. Looking at a variety of salmonid species in a comparative fashion could enable a higher resolution study of changes in evolutionary pressures and may provide more clues as to the events that took place in the duplicated genes soon after the tetraploidization. In addition, other groups [63,64] have studied polyploidization in *Xenopus* species using some alternative methods that may be applicable to *S. salar* in future efforts. One example was using transversion rates at four-fold synonymous codon positions (4 DTv) to measure evolutionary divergence, though saturation of mutations at synonymous sites was not a problem for the present study.

Functional gene groups defined by Gene Ontology terms were found for *S. salar* gene duplicates that displayed either substantial or very small to no differences in selection constraints (i.e. evolving asymmetrically or symmetrically, respectively). The proportions of genes falling into the defined categories were generally quite similar (Table 2). However, one interesting result was the higher percentage of genes involved in nucleic acid metabolic processes (GO:0006139) (e.g. RNA processing and DNA metabolism) in the group of gene sets in which a large difference in selection constraints was identified. In this case, the conclusion that nucleic acid metabolism genes were more often present in the asymmetrical group than the symmetrical group would be consistent with earlier studies, which found that nucleic acid processing and nucleoside metabolism functional groups were selectively lost after whole genome duplications in *X. laevis* and *A. thaliana*. This suggests that nucleic acid processing and nucleoside metabolism functional groups of genes may have a greater chance of conferring dosage sensitivity [37,38].

Conclusions

During the rediploidization after a WGD in the common ancestor of the salmonids, many gene duplicates were retained. There is strong evidence that purifying selection is the predominant force acting on these gene duplicates. However, there is also evidence that this selection has been relaxed significantly in genes after the duplication.

Furthermore, the relaxation of selection occurred in an asymmetrical manner, preferentially allowing the divergence of one duplicate over the other. Though more research is needed to gain a higher resolution picture of the fates of the retained duplicates, these results add to the body of knowledge surrounding models of evolution following genome duplications and shed more light on the complex salmonid genome.

Methods

The sequence data from this study have been submitted to GenBank's dbEST [65] and core nucleotide databases under search terms 'salmo salar [orgn] AND leong' and 'esox lucius [orgn] AND leong' for *S. salar* and *E. lucius*, respectively. The corresponding author may also be contacted for GenBank accession numbers.

Tissues, RNA, and Sampling

Adult *S. salar* tissues (brain, kidney, spleen) were obtained from Robert Devlin at the Department of Fisheries and Oceans (WestVan Lab, West Vancouver, British Columbia). Adult *E. lucius* tissues (head kidney, spleen, heart, gill) were obtained from Frank Koop at Charlie Lake (Fort St. John, British Columbia). Tissues were rapidly dissected, flash-frozen in liquid nitrogen or dry ice, and stored at -80°C until RNA extraction.

cDNA Libraries

Three full-length, non-normalized cDNA libraries were constructed using a full-length cDNA library protocol (Research Genetics Inc.). This protocol employed an enrichment of 5'-CAPed mRNA which prevents truncated mRNA from being reverse-transcribed, followed by transfer of intact double-stranded cDNAs directly into the library vector using Gateway® recombination cloning. An estimated 65-85% of the clones were full-length [50].

Different mRNA size fractions were used in the construction of the three libraries. The libraries were created using transcripts between 0.6 to 1.1 kb (rgg), 1.1 to 2.0 kb (rgh) and > 2.2 kb (rgf). The cDNA libraries were directionally constructed (5' M13 Forward, 3' M13 Reverse) in pENTR222 vector (Research Genetics Inc.).

The *E. lucius* library (evq) was made from head kidney, spleen, heart and gill cDNAs that were normalized and directionally cloned (5' M13 Forward, 3' SP6) in pAL17.3 vector (Evrogen Co.). Sequences from a previously characterized *E. lucius* brain, kidney, and spleen library [33] were also utilized.

Sequencing, Sequence Analysis, and Contig Assembly

Clone libraries were plated and robotically arrayed in 384-well plates as detailed previously [33]. Plasmid DNAs were extracted and BigDye Terminator (ABI) cycle sequenced on ABI 3730 sequencers using conventional procedures and the following primers: 5'-T18-3', M13 forward (5'-GTAAAACGACGGCCAGT-3'), M13 reverse (5'-AACAGCTATGACCAT-3' or 5'-CAGGAAACAGCTATGAC-3'), and SP6WAN (5'-ATTTAGGTGACACTATAG-3') for 3' end sequencing of Evrogen libraries. Base-calling was performed using PHRED [66,67] on chromatogram traces. Vector, polyA tails, and low quality regions were trimmed from EST sequences. Short (100 bp) low quality sequences were discarded. Assembly of *S. salar* ESTs into contigs employed two-stage processing using PHRAP (Figure 1 parts 1-2) [33]. CAP3 [68], using default parameters, was employed for a single assembly of *E. lucius* ESTs in place of the PHRAP two-stage approach, the purpose of which is to handle WGD transcriptomes.

FLcDNA contig identification

The analysis of full-length transcripts began with all EST contig sequences. Since each contig represents a potential transcript, it must be determined if a transcript is complete or incomplete. A complete or full-length transcript contains an entire CDS for a gene product, along with the flanking 5' and 3' UTR. Incomplete transcripts are mRNA that have not been fully reverse-transcribed during cDNA library creation, and therefore may not contain the complete CDS or the 5' UTR. Because of the selection for polyA tails during cDNA library creation, both incomplete and complete transcripts contain a polyA tail. Inherent experimental errors in the reverse transcription step during cloning result in 5' incomplete cDNA inserts.

Using an e-value filter of $e \leq 10^{-5}$, the top ten SwissProt high-scoring segment pairs (HSPs) from BLASTX for each contig were analyzed in succession to identify the correct open reading frame (Figure 1 part 3). Full database protein matches must be contained within a full-length transcript sequence. HSPs often do not match a homologous protein in its entirety. This situation exists for the following reasons: i) a transcript is incomplete; ii) a transcript represents a pseudogene; iii) a transcript represents a novel gene product, but contains a domain common to an existing non-homologous protein. In cases where the match region between a transcript query and a subject protein sequence does not fully encompass the length of the subject protein, the two complete sequences are checked to determine whether the 5' end of the transcript extends beyond the 5' end of the known database reference protein sequence. In situations where the transcript is not long enough to accommodate the full database protein length, transcripts are disregarded from further FLcDNA consideration (Figure 1 part 4). In cases where the transcript is long enough to contain the known database reference protein, the transcript is kept for further analysis.

An ORF is a single continuous region on a processed transcript sequence that encodes a complete protein. These regions are defined by a start codon (ATG) and end with an in-frame (non-coding) stop codon (TAG, TAA, or TGA). When a potential start codon is identified, a corresponding in-frame stop codon is verified to complete an ORF. Stop codons found upstream of the start are useful but not essential in defining the proper coding region. Start codon positions are determined by examination of ATG motifs present upstream, in-frame or within 30 bp downstream of the beginning of the aligned reference protein. Coding regions often contain multiple methionine codons, which may obscure prediction of a start codon. If a methionine codon is not found between the first upstream stop codon and the predicted start codon, it is assumed that the start codon is correct. If a methionine is found upstream of the predicted start codon and still is in-frame with the downstream stop codon, this new ATG motif position is assigned as the correct start codon. Once a start codon is identified, a corresponding in-frame stop codon is verified to form the completed ORF (Figure 1 part 5).

Reference FLcDNA identification

Complete transcripts whose coding regions can be fully represented by a single cDNA clone sequence are considered reference FLcDNAs. These FLcDNAs contain 5' and 3' UTRs flanking an ORF that matches or is consistent with a known protein identified by a BLASTX similarity search.

Subsequent to the initial clustering and annotation of 434,384 ESTs to establish the putative transcript set, three full-length cap-trapped libraries (rgg, rgh, rgf) were created and bi-directionally sequenced. Of these libraries, rgf ESTs were assembled, using PHRAP, to produce transcripts to be compared to the established set of 81,398 putative transcripts [33]. The clone reads from the original libraries that were used to produce the putative transcript set were mapped back, via local alignment, to this putative set to determine which clones contained a reference FLcDNA insert. Library rgf was also mapped back to the putative transcript set. Reads from identical clones that map against the same putative transcript and contain sequence overlap are considered to be from a reference clone. If the forward and reverse reads from the same clone both overlap an identical region of the transcript, that clone is classified as being complete. There are cases where clones have forward and reverse reads that do not overlap when mapped to the same transcript. In this scenario, a gap exists between the reads when mapped to the cluster, suggesting an area for which primers can be designed for further sequencing. These clones are known as incomplete clones, and formed a subset of 4,380 rgf clones that were later resequenced to completion. Libraries rgg and rgh were not included in any of these comparisons but were analyzed on an individual clone basis (discussed below).

The 81,398 putative transcripts were established using a two-stage EST clustering process [33]. As a result, the second-stage assembly begins with sequences from the first-stage assembly. Prior to assembly, gaps from the sequence set need to be removed. As a result of a two-stage assembly, not only does one lose gaps that initially may have been introduced, but EST read names are also lost. The modification of gaps in assembled sequences affects the positions in the reads the assemblies are composed of. To recalculate read positions and reference FLcDNA clones, a local alignment of all reads from all libraries (except rgg, rgh) was performed against the putative second-stage transcript set of 81,398 sequences. Reads from identical clones that map against the same transcript set corresponding to FLcDNA contigs, regardless of sequence overlap, are determined (Figure 1 part 6).

All 6,081 complete (overlapping reads) clones (Figure 1 part 7) that flanked the entire predicted ORF region, in the set of 10,026 FLcDNAs, are selected and form the reference FLcDNA clone set. In this set, more than one complete reference clone may map to a single transcript. Therefore, to produce a non-redundant set of complete FLcDNA reference clones, only the longest complete reference clone that maps to a specific transcript is selected. In the case where clones are of equal length, the clones are simply chosen according to alphabetical order, resulting in 5,853 non-redundant reference clones that are unique to a single transcript (Figure 1 part 8).

Reference FLcDNA identification using individual clone assembly

In addition to analyzing reference FLcDNA clones via transcript mapping, two full-length libraries (rgg, rgh) and a single fully sequenced full-length library subset (incomplete clones from rgf) were examined. Each of these three *S. salar* libraries was analyzed independently.

Clones were assembled individually so that reads that were already known to be from the same clone could be explicitly allowed to join, while erroneous additions of other sequences could be minimized. Using this method, libraries rgg, rgh, and a portion of rgf clones that were selected to be resequenced were analyzed independently from each other. For all sequence reads from rgg and rgh libraries, individual clone PHRAP assemblies [69] (min-score 8, repeat stringency 99%) were performed (Figure 2 part 1).

The subset of 4,380 selected rgf library clones were fully resequenced (minimum PHRED 20 for entire sequence) [66,67]. Those clones that contained a gap or the end sequences were of poor quality were rearrayed to a 384-well plate for further finishing via primer-walking. All

sequences from this fully-sequenced group could therefore be directly selected for further full-length analysis.

Redundancy was minimized by performing an all versus all pairwise BLASTN comparison per library. Transcripts that showed greater or equal to 98% similarity over 200 bp were considered redundant. For sets of redundant transcripts, the longest sequence was taken as the non-redundant representative (Figure 2 part 5).

Reference FLcDNA assessment

To properly assess reference FLcDNAs, sequences were checked for polyA tails. A polyA tail is defined as a 3' region of 15 or more consecutive "A" resides. If such a polyA tail was detected, those sequences were deleted as well as all subsequent downstream sequence.

For *S. salar* and *E. lucius*, reference FLcDNAs that could be confirmed by a contig sequence were identified. Using BLASTN to determine matches, each reference FLcDNA set was compared to its contig assembly. Reference FLcDNAs that showed 100% similarity over ≥ 95% of its sequence were considered to be identical. Those that did not possess confirmed identity were categorized as unique reference FLcDNAs.

Selection of homologous genes

The 10,026 full-length *S. salar* cDNA contigs were used to identify homologous sequences and construct sets containing two paralogs from *S. salar* and one ortholog from *E. lucius* for determination of synonymous and non-synonymous substitution rates. It was necessary to start with known full-length contigs in order to be certain of the translation frame and ORF in the *E. lucius* and *S. salar* ESTs. Full-length sequences with the same accession number as another were removed from the query set resulting in a set of 5,219 unique contigs. This was because sequences with the same annotation would be likely to return the same cluster of ESTs when used to identify homologous sequences. The full-length sequences were translated to protein using ORF information. A TBLASTN was performed using these amino acid sequences as queries against a translated nucleotide database consisting of all of the *S. salar* and *E. lucius* EST contig assemblies, 93,060 in total. An e-value of 10^{-10} or less was required for a match and 100 matches for each query were considered. The contigs corresponding to the BLAST matches were gathered into clusters, one cluster for each query sequence. As a preliminary screening function, the BLAST alignment was checked for percent coverage of the length of the amino acid query sequence. If the alignment covered 50% or greater, it was put into the cluster; otherwise, the alignment was discarded. BLAST information (hit region, frame of translation, and percent positive and identical matches) for each hit was retained. Each group of contigs was then translated using the frame information from the TBLASTN results and the resulting amino acid sequences were put into another cluster. Thus two corresponding sets of clusters were created, one protein and one nucleotide.

Determination of alignment regions

The DNA sequences in each individual cluster were trimmed to a common region of alignment with respect to the query protein sequence. The sequence that had the longest local alignment was compared with the sequence with the next longest alignment, and the common aligned region was retained, potentially trimming one or both ends of either sequence. This was repeated with sequences having shorter and shorter alignments until a common region was found for that cluster. The minimum length of the alignment was 300 bp; if a sequence's alignment would cause the common region to drop below 300 bp, that contig was removed entirely. In addition, the original TBLASTN alignment was required to have at least 75% positive amino acid matches. This same process was done on the protein sequences to get the same alignment regions using 100 residues as the minimum length.

Sequence alignment

The trimmed protein sequences were aligned using ClustalW with default parameters [70]. Using the ClustalW alignments and the nucleotide clusters, RevTrans was used to create codon-aware DNA alignments [71]. The alignments were further screened for the presence of alleles and very similar sequences as well as odd sequences that did not closely match the cluster. This filtering was done by aligning each sequence in the cluster with every other sequence. If an alignment showed greater than 98% identity or less than 60% identity or the alignment was shorter than 90% of the length of the longer sequence, the sequence was dropped from the cluster.

d_N/d_S estimation

Only the final alignments containing one sequence from *E. lucius* and two sequences from *S. salar* were used in the analysis, 408 in total. The 408 clusters with the required three sequences were then converted from FASTA format to a sequential alignment form that the PAML package could use as input. The YN00 program in the PAML package was used with default parameters on each gene trio to determine d_N and d_S rates [72]. In addition, ω (d_N/d_S) values for the individual branches of the tree were estimated based on the formulae

$$d_S(AO) = (d_S(AC) + d_S(AB) - d_S(BC)) / 2 \quad (1)$$

$$d_N(AO) = (d_N(AC) + d_N(AB) - d_N(BC)) / 2 \quad (2)$$

$$\omega = d_N / d_S \quad (3)$$

where A and B are the extant paralogs, C is the extant ortholog, and O is the point of gene duplication [73].

Gene Ontology analysis

Gene Ontology terms were found for the sequences that had the highest fold-change in ω between the post-duplication branches (> 3x; n = 67) as well as the lowest fold-changes (<1.75x; n = 61). BLASTX searches [74] were performed on sequences against the SwissProt database [51]. Gene Ontology terms were taken from Entrez Gene [75] for the top hit using $e \leq 10^{-10}$.

Additional material

Additional file 1 Sequence data for gene trios. Sequence data for all gene trios used in the analysis are provided in FASTA format as a text file named gene_trio_seqs.txt. Each gene trio contains three nucleotide sequences from *E. lucius* and *S. salar* with a header containing species identifier and a unique contig number (e.g. >eluc_5216861). Sequences are aligned and can be directly translated.

Authors' contributions

JSL and SGJ carried out the *in silico* analyses and drafted the manuscript. KRvS, GAC, and AMM coordinated design, preparation and sequencing of libraries. NYL, SM, RM, SJMJ, and RAH performed large-scale sequencing. BFK and WSD conceived of the study, participated in its design and coordination, and helped to draft the manuscript. All authors read and approved the final manuscript.

Acknowledgements

This project was funded by Genome Canada and Genome BC. Special thanks to Niko Rebenich for additional statistical analysis, to Robert Devlin and Frank Koop for tissue samples, and John Taylor for his contributions to the manuscript.

Author Details

[1]Biology, Centre for Biomedical Research, University of Victoria, Victoria, British Columbia, V8W 3N5 Canada, [2]Genome Sciences Centre, BC Cancer Agency, Vancouver, British Columbia, V5Z 4E6 Canada and [3]Molecular Biology and Biochemistry, Simon Fraser University, Burnaby, British Columbia, V5A 1S6 Canada

Received: 22 December 2009 Accepted: 30 April 2010
Published: 30 April 2010

References

1. Nelson JS: **Fishes of the world.** 4th edition. John Wiley & Sons, New York; 2006.
2. Handeland SO, Berge Å, Björnsson BTh, Stefansson SO: **Effects of temperature and salinity on osmoregulation and growth of Atlantic salmon (*Salmo salar* L.) smolts in seawater.** *Aquaculture* 1998, **168:**289-302.
3. Hutchings JA, Jones MEB: **Life history variation and growth rate thresholds for maturity in Atlantic salmon, *Salmo salar*.** *Can J Fish Aquat Sci* 1998, **55(Suppl 1):**22-47.
4. Boeuf G, Le Bail PY: **Does light have an influence on fish growth?** *Aquaculture* 1999, **177(1-4):**129-152.
5. Mommsen TP, Vijayan MM Moon TW: **Cortisol in teleosts: dynamics, mechanisms of action, and metabolic regulation.** *Rev Fish Biol Fisher* 1999, **9(3):**211-268.
6. Norris AT, Bradley DG, Cunningham EP: **Microsatellite genetic variation between and within farmed and wild Atlantic salmon (*Salmo salar*) populations.** *Aquaculture* 1999, **180(3-4):**247-264.
7. Garant D, Dodson JJ, Bernatchez L: **Ecological determinants and temporal stability of the within-river population structure in Atlantic salmon (*Salmo salar* L.).** *Mol Ecol* 2000, **9(5):**615-628.
8. Sutton SG, Bult TP, Haedrich RL: **Relationships among fat weight, body weight, water weight, and condition factors in wild Atlantic salmon parr.** *T Am Fish Soc* 2000, **129(2):**527-538.
9. Bell JG, McEvoy J, Tocher DR, McGhee F, Campbell PJ, Sargent JR: **Replacement of fish oil with rapeseed oil in diets of Atlantic salmon (Salmo salar) affects tissue lipid compositions and hepatocyte fatty acid metabolism.** *J Nutr* 2001, **131(5):**1535-1543.
10. King TL, Kalinowski ST, Schill WB, Spidle AP, Lubinski BA: **Population structure of Atlantic salmon (*Salmo salar* L.): a range-wide perspective from microsatellite DNA variation.** *Mol Ecol* 2001, **10(4):**807-821.
11. Landry C, Garant D, Duchesne P, Bernatchez L: **'Good genes as heterozygosity': the major histocompatibility complex and mate choice in Atlantic salmon (*Salmo salar*).** *P Roy Soc B-Biol Sci* 2001, **268(1473):**1279-1285.
12. Jacobs MN, Covaci A, Schepens P: **Investigation of selected persistent organic pollutants in farmed Atlantic salmon (*Salmo salar*), salmon aquaculture feed, and fish oil components of the feed.** *Environ Sci Technol* 2002, **36(13):**2797-2805.
13. Bernatchez L, Landry C: **MHC studies in nonmodel vertebrates: what have we learned about natural selection in 15 years?** *J Evolutionary Biol* 2003, **16(3):**363-377.
14. Grimholt U, Larsen S, Nordmo R, Midtlyng P, Kjoeglum S, Storset A, Saebo S, Stet RJM: **MHC polymorphism and disease resistance in Atlantic salmon (*Salmo salar*); facing pathogens with single expressed major histocompatibility class I and class II loci.** *Immunogenetics* 2003, **55(4):**210-219.
15. Moore A, Scott AP, Lower N, Katsiadaki I, Greenwood L: **The effects of 4-nonylphenol and atrazine on Atlantic salmon (*Salmo salar* L) smolts.** *Aquaculture* 2003, **222:**253-263.
16. Krogdahl A, Hemre GI, Mommsen TP: **Carbohydrates in fish nutrition: digestion and absorption in postlarval stages.** *Aquacult Nutr* 2006, **11(2):**103-122.
17. Ng SHS, Artieri CG, Bosdet IE, Chiu R, Danzmann RG, Davidson WS, Ferguson MM, Fjell CD, Høyheim B, Jones SJM, de Jong PJ, Koop BF, Krzywinski MI, Lubieniecki K, Marra MA, Mitchell LA, Mathewson C, Osoegawa K, Parisotto SE, Phillips RB, Rise ML, von Schalburg KR, Schein JE, Shin H, Siddiqui A, Thorsen J, Wye N, Yang G, Zhu B: **A physical map of the genome of Atlantic salmon, *Salmo salar*.** *Genomics* 2005, **86:**396-404.
18. Zheng XZ, Torstensen BE, Tocher DR, Dick JR, Henderson RJ, Bell JG: **Environmental and dietary influences on highly unsaturated fatty acid biosynthesis and expression of fatty acyl desaturase and elongase genes in liver of Atlantic salmon (*Salmo salar*).** *Biochimica et Biophysica Acta-molecular and Cell Biology of Lipids* 2005, **1734(1):**13-24.
19. Derome N, Duchesne P, Bernatchez L: **Parallelism in gene transcription among sympatric lake whitefish (*Coregonus clupeaformis* Mitchill) ecotypes.** *Mol Ecol* 2006, **15(5):**1239-1249.
20. Jorgensen SM, Lyng-Syvertsen B, Lukacs M, Grimholt U, Gjoen T: **Expression of MHC class I pathway genes in response to infectious salmon anaemia virus in Atlantic salmon (*Salmo salar* L.) cells.** *Fish Shellfish Immun* 2006, **21(5):**548-560.
21. Lukacs MF, Harstad H, Grimholt U, Beetz-Sargent M, Cooper GA, Reid L, Bakke HG, Phillips RB, Miller KM, Davidson WS, Koop BF: **Genomic organization of duplicated major histocompatibility complex class I regions in Atlantic salmon (*Salmo salar*).** *BMC Genomics* 2007, **8:**251.
22. Harstad H, Lukacs MF, Bakke HG, Grimholt U: **Multiple expressed MHC class II loci in salmonids; details of one non-classical region in Atlantic salmon (*Salmo salar*).** *BMC Genomics* 2008, **9:**193.
23. von Schalburg KR, Yazawa R, de Boer J, Lubieniecki KP, Goh B, Straub CA, Beetz-Sargent MR, Robb A, Davidson WS, Devlin RH, Koop BF: **Isolation, characterization and comparison of Atlantic and Chinook salmon growth hormone 1 and 2.** *BMC Genomics* 2008, **9:**522.
24. Yazawa R, Cooper GA, Beetz-Sargent M, Robb A, McKinnel L, Davidson WS, Koop BF: **Functional adaptive diversity of the Atlantic salmon T-cell receptor gamma locus.** *Mol Immunol* 2008, **45(8):**2150-2157.
25. Andreassen R, Lunner S, Høyheim B: **Characterization of full-length sequenced cDNA inserts (FLIcs) from Atlantic salmon (*Salmo salar*).** *BMC Genomics* 2009, **10:**502.

26. Mos L, Cooper GA, Serben K, Cameron M, Koop BF: **Effects of diesel on survival, growth, and gene expression in rainbow trout (*Oncorhynchus mykiss*) fry.** *Environ Sci Technol* 2008, **42:**2656-2662.
27. Klemetsen A, Amundsen PA, Dempson JB, Jonsson B, Jonsson N, Connell MF, Mortensen E: **Atlantic salmon *Salmo salar* L., brown trout *Salmo trutta* L. and Arctic charr *Salvelinus alpinus* (L.): a review of aspects of their life histories.** *Ecol Freshw Fish* 2003, **12(1):**1-59.
28. McGinnity P, Prodohl P, Ferguson K, Hynes R, O'Maoileidigh N, Baker N, Cotter D, O'Hea B, Cooke D, Rogan G, Taggart J, Cross T: **Fitness reduction and potential extinction of wild populations of Atlantic salmon, *Salmo salar*, as a result of interactions with escaped farm salmon.** *P Roy Soc B-Biol Sci* 2003, **270(1532):**2443-2450.
29. Rexroad CE, Lee Y, Keele JW, Karamycheva S, Brown G, Koop B, Gahr SA, Palti Y, Quackenbush J: **Sequence analysis of a rainbow trout cDNA library and creation of a gene index.** *Cytogenet Genome Res* 2003, **102(1-4):**347-354.
30. Govoroun M, Le Gac F, Guiguen Y: **Generation of a large scale repertoire of Expressed Sequence Tags (ESTs) from normalised rainbow trout cDNA libraries.** *BMC Genomics* 2006, **7:**196.
31. Adzhubei AA, Vlasov AV, Hagen-Larsen H, Ruden TA, Laerdahl JK, Høyheim B: **Annotated Expressed Sequence Tags (ESTs) from pre-smolt Atlantic salmon (*Salmo salar*) in a searchable data resource.** *BMC Genomics* 2007, **8:**209.
32. Danzmann RG, Davidson EA, Ferguson MM, Gharbi K, Koop BF, Høyheim B, Lien S, Lubieniecki KP, Moghadam HK, Park J, Phillips RB, Davidson WS: **Distribution of ancestral proto-Actinopterygian chromosome arms within the genomes of 4R-derivative salmonid fishes (Rainbow trout and Atlantic salmon).** *BMC Genomics* 2008, **9:**557.
33. Koop BF, von Schalburg KR, Leong J, Walker N, Lieph R, Cooper GA, Robb A, Beetz-Sargent M, Holt RA, Moore R, Brahmbhatt S, Rosner J, Rexroad CE, McGowan CR, Davidson WS: **A salmonid EST genomic study: genes, duplications, phylogeny and microarrays.** *BMC Genomics* 2008, **9:**545.
34. Phillips RB, Keatley KA, Morasch MR, Ventura AB, Lubieniecki KP, Koop BF, Danzmann RG, Davidson WS: **Assignment of Atlantic salmon (*Salmo salar*) linkage groups to specific chromosomes: Conservation of large syntenic blocks corresponding to whole chromosome arms in rainbow trout (*Oncorhynchus mykiss*).** *BMC Genet* 2009, **10:**46.
35. Allendorf FW, Thorgaard GH: **Tetraploidy and the evolution of salmonid fishes.** In *Evolutionary Genetics of Fishes* Edited by: Turner BJ. New York: Plenum Press; 1984:1-53.
36. de Boer JG, Yazawa R, Davidson WS, Koop BF: **Bursts and horizontal evolution of DNA transposons in the speciation of pseudotetraploid salmonids.** *BMC Genomics* 2007, **8:**422.
37. Morin RD, Chang E, Petrescu A, Liao N, Griffith M, Kirkpatrick R, Butterfield YS, Young AC, Stott J, Barber S, Babakaiff R, Dickson MC, Matsuo C, Wong D, Yang GS, Smailus DE, Wetherby KD, Kwong PN, Grimwood J, Brinkley CP, Brown-John M, Reddix-Dugue ND, Mayo M, Schmutz J, Beland J, Park M, Gibson S, Olson T, Bouffard GG, Tsai M, Featherstone R, Chand S, Siddiqui AS, Jang W, Lee E, Klein SL, Blakesley RW, Zeeberg BR, Narasimhan S, Weinstein JN, Pennacchio CP, Myers RM, Green ED, Wagner L, Gerhard DS, Marra MA, Jones SJM, Holt RA: **Sequencing and analysis of 10,967 full-length cDNA clones from *Xenopus laevis* and *Xenopus tropicalis* reveals post-tetraploidization transcriptome remodeling.** *Genome Res* 2006, **16:**796-803.
38. Maere S, De Bodt S, Raes J, Casneuf T, Van Montagu M, Kuiper M, Peer Y Van de: **Modeling gene and genome duplications in eukaryotes.** *P Natl Acad Sci USA* 2005, **102(15):**5454-5459.
39. Conant GC, Wagner A: **Asymmetric sequence divergence of duplicate genes.** *Genome Res* 2003, **13:**2052-2058.
40. Turunen O, Seelke R, Macosko J: ***In silico* evidence for functional specialization after genome duplication in yeast.** *FEMS Yeast Res* 2009, **9:**16-31.
41. Fares MA, Byrne KP, Wolfe KH: **Rate asymmetry after genome duplication causes substantial long-branch attraction artifacts in the phylogeny of *Saccharomyces* species.** *Mol Biol Evol* 2006, **23(2):**245-253.
42. Ishiguro NB, Miya M, Nishida M: **Basal euteleostean relationships: a mitogenomic perspective on the phylogenetic reality of the "Protacanthopterygii".** *Mol Phylogenet Evol* 2003, **27:**476-488.
43. López JA, Chen W, Ortí G: **Esociform phylogeny.** *Copeia* 2004, **3:**449-464.
44. Li C, Lu G, Ortí G: **Optimal Data Partitioning and a Test Case for Ray-Finned Fishes (Actinopterygii) Based on Ten Nuclear Loci.** *Syst Biol* 2008, **57(4):**519-539.
45. Phillips R, Ráb P: **Chromosome evolution in the Salmonidae (Pisces): an update.** *Biol Res* 2001, **76:**1-25.
46. Mank JE, Avise JC: **Phylogenetic conservation of chromosome numbers in Actinopterygiian fishes.** *Genetica* 2006, **127:**321-327.
47. Gregory TR: **Animal Genome Size Database.** [http://www.genomesize.com].
48. Rise ML, von Schalburg KR, Brown GD, Mawer MA, Devlin RH, Kuipers N, Busby M, Beetz-Sargent M, Alberto R, Gibbs AR, Hunt P, Shukin R, Zeznik JA, Nelson C, Jones SRM, Smailus DE, Jones SJM, Schein JE, Marra MA, Butterfield YSN, Stott JM, Ng SHS, Davidson WS, Koop BF: **Development and application of a salmonid EST database and cDNA microarray: Data mining and interspecific hybridization characteristics.** *Genome Res* 2004, **14(3):**478-490.
49. von Schalburg KR, Rise ML, Cooper GA, Brown GD, Nelson CC, Davidson WS, Koop BF: **Fish and chips: Various methodologies demonstrate utility of a 16,006-gene salmonid microarray.** *BMC Genomics* 2005, **6:**126.
50. **Invitrogen Full-Length cDNA Library Construction** [http://www.invitrogen.com/site/us/en/home/Products-and-Services/Services/Molecular-Biology-Services/Library-Construction/Full-Length.html]
51. Bairoch A, Apweiler R: **The SWISS-PROT protein sequence data bank and its supplement TrEMBL in 1998.** *Nucleic Acids Res* 1998, **26(1):**38-42.
52. Altschul SF, Madden TL, Schäffer AA, Zhang J, Zhang Z, Miller W, Lipman DJ: **Gapped BLAST and PSI-BLAST: a new generation of protein database search programs.** *Nucleic Acids Res* 1997, **25(17):**3389-3402.
53. Pesole G, Grillo G, Liuni S: **Databases of mRNA untranslated regions for metazoa.** *Computers Chem* 1996, **20(1):**141-144.
54. Mignone F, Gissi C, Liuni S, Pesole G: **Untranslated regions of mRNAs.** *Genome Biol* 2002, **3(3):**1-10.
55. Zhang L, Vision TJ, Gaut BS: **Patterns of nucleotide substitution among simultaneously duplicated gene pairs in *Arabidopsis thaliana*.** *Mol Biol Evol* 2002, **19(9):**1464-1473.
56. Ohno S: *Evolution by gene duplication* New York: Springer-Verlag; 1970.
57. The Gene Ontology Consortium: **Gene ontology: tool for the unification of biology.** *Nat Genet* 2000, **25(1):**25-29.
58. Taylor JS, Raes J: **Duplication and divergence: The evolution of new genes and old ideas.** *Annu Rev Genet* 2004, **38:**615-643.
59. Hughes AL: **The evolution of functionally novel proteins after gene duplication.** *P Roy Soc B-Biol Sci* 1994, **256:**119-124.
60. Force A, Lynch M, Pickett FB, Amores A, Yan Y, Postlethwait J: **Preservation of duplicate genes by complementary, degenerative mutations.** *Genetics* 1999, **151:**1531-1545.
61. Mungpakdee S, Seo H, Angotzi AR, Dong X, Akalin A, Chourrout D: **Differential evolution of the 13 Atlantic salmon Hox clusters.** *Mol Biol Evol* 2008, **25(7):**1333-1343.
62. Hughes AL, Green JA, Garbayo JM, Roberts RM: **Adaptive diversification within a large family of recently duplicated, placentally expressed genes.** *P Natl Acad Sci USA* 2000, **97(7):**3319-3323.
63. Hellsten U, Khokha MF, Grammer TC, Harland RM, Richardson P, Rokhsar DS: **Accelerated gene evolution and subfunctionalization in the pseudotetraploid frog *Xenopus laevis*.** *BMC Biol* 2007, **5:**31.
64. Chain FJJ, Ilieva D, Evans BJ: **Duplicate gene evolution and expression in the wake of vertebrate allopolyploidization.** *BMC Evol Biol* 2008, **8:**43.
65. Boguski MS, Lowe TMJ, Tolstoshev CM: **dbEST - database for "expressed sequence tags".** *Nat Genet* 1993, **4:**332-333.
66. Ewing B, Green P: **Base-calling of automated sequencer traces using PHRED. II. Error probabilities.** *Genome Res* 1998, **8(3):**186-194.
67. Ewing B, Hillier L, Wendl MC, Green P: **Base-calling of automated sequencer traces using PHRED. I. Accuracy assessment.** *Genome Res* 1998, **8(3):**175-185.
68. Huang X, Madan A: **CAP3: A DNA sequence assembly program.** *Genome Res* 1999, **9:**868-877.
69. Green P: **Documentation for PHRAP.** [http://bozeman.mbt.washington.edu].
70. Thompson JD, Higgins DG, Gibson TJ: **CLUSTAL W: improving the sensitivity of progressive multiple sequence alignment through sequence weighting, position-specific gap penalties and weight matrix choice.** *Nucleic Acids Res* 1994, **22(22):**4673-4680.
71. Wernersson R, Pedersen AG: **RevTrans: multiple alignment of coding DNA from aligned amino acid sequences.** *Nucleic Acids Res* 2003, **31(13):**3537-3539.

72. Yang Z, Nielsen R: **Estimating synonymous and nonsynonymous substitution rates under realistic evolutionary models.** *Mol Biol Evol* 2000, **17(1):**32-43.
73. Miyata T, Yasunaga T: **Molecular evolution of mRNA: A method for estimating evolutionary rates of synonymous and amino acid substitutions from homologous nucleotide sequences and its application.** *J Mol Evol* 1980, **16:**23-36.
74. **NCBI Blast** [http://blast.ncbi.nlm.nih.gov]
75. **NCBI Entrez Gene database** [http://www.ncbi.nlm.nih.gov/sites/entrez]

doi: 10.1186/1471-2164-11-279
Cite this article as: Leong *et al.*, Salmo salar and Esox lucius full-length cDNA sequences reveal changes in evolutionary pressures on a post-tetraploidization genome *BMC Genomics* 2010, **11**:279

Submit your next manuscript to BioMed Central and take full advantage of:

- Convenient online submission
- Thorough peer review
- No space constraints or color figure charges
- Immediate publication on acceptance
- Inclusion in PubMed, CAS, Scopus and Google Scholar
- Research which is freely available for redistribution

Submit your manuscript at
www.biomedcentral.com/submit

BioMed Central

>ssal_4053752
GTAGAGCTTGGCCCTGGGGTCAGCGAGTTGCTAGAGGGCAGAAGTCAAGGGTCAGGAG
CA
AGGCCAGAGCAGCAGCAGCAGGAGGAAAGGAGAGAATTGGAGAAAAGGAACTACCTG
GCT
TTGATCAAGAGGTGTAAGGAGATCGAACAGGTGAATGAGAAGATCCTTGGTCGCCTTCA
C
CAGGTACAAAGACTAACACGTCGCATGAAGAAAGAGAGAAGGTTCCTAATGAAGACCC
TC
GACGCCCATGGAGATGACTATAGAAATGCACAGCTCACCATATCGCTTGAGGAAGAGTC
T
GGTGCCCATTTAGACATCGGCCCTGGAGCAGAAGATGATAGGCTGAATGACCTTCCTAG
C
TCCTCCCCCTCTGTCCCTTTCCAATCCACTGTGGGATCCAAGAAGAAGAGGCATCGAGT
T
CCAAAACAGGAG------AAAGACCCACAGACTGAAGCAGACATCTCCATGTTGGCAGAG
ACGCAGTTCAGTGACTTTCCCAGCCCAACCGCTTTGTCTCAC

>ssal_4054477
GTAGAGCTTGGCCCTGGGGTCAGCGAGTTGCTAGAGGGCAGAGGTCAAGGGTCAGGAA
CA
AGGCCAGAGCAGCAGCAGAAGGAG---
AGGAGAGAATTGGAGAAGAGGAAGTACCTGGCT
TTGATCAAGAGGTGTAAGGAGATCGAACAGGTGAATGAGAAGATCCTTGGTCGCCTTCA
C
CAGGTACAAAGACTAACACGTCGCATGAAGAAAGAGAGAAGGTTCCTAATGAAGACCC
TC
GACGCCCATGGAGATGACTATAGAAATGCACAGCTCACCATATCGCTTGAGGAAGAGTC
T
GGTGCCCATTTAGACATCGGCCCAGGAGCAGAAGATGATAGGCTGAATGACCTTCCTAG
C
TCCTCCCCCCCTGTCCCTTTCCAATCCACAGTGGGATCCAAGAAGAAGAGGTATCGAGT
T
CCAAAACAGGAG------AAAGACCCACAGACTGAAGCAGACATCTCCATGTTGGCAGAG
ACGCAGTTCAGTGACTTTCCCAGCCCAACCGCTTTGTCTCAC

>eluc_5220509
---GAACTTGGCCCTGGTAGTACTGAGCTGCTTGAGGACAGATGCCAAGTGTCGGGAGCA
GGGCCAGAACAAGAGGAAGAGGAG---
AAGAGAGAACTGGAGAAAAAGAAGTACCTGGCT
CTGAGCAAGAGGTGTAAGGAAATTGAACAGGTGAATGAAAAGATTGTTGGTCGCCTTC
AA
CAAGTACAAAGACTAACACGTCGTATGAAGAAGGAAAGGAGATTCCTAATGAAAACCC
TT
GATGCCCATGGAGATGACTACAGGAATGCACAGCTCACCATATTGCTTGAGGAAGAGTC
T
GGTGTCCATTTAGACATCGGTCTTGGAGCTGAAGATGATGGGCTGAACAGCCATCCTAG
C
TTATCCCCCTCAGTTCCACTCCAATCCACAGTTGGTCCCAAGAAAAAGAGGCATAGAGT
T
CCAAAACAGGAGAGAGATAAAGACACACAGAATGAACCAGACATCTCCATGTTGGCTG
AG

GCACAGTTCAGTGGCTTTCCCAGTCCAACTTCTTTGTCT

##

>eluc_5216861
AGAATGAAATGTGCAGGCAAAGCCCTAGAAGAACTCTTGGTGTCTGCAAAGAAGCAAG
AC
TATCTCACCGTCGGCGTCTACGAGTCGGCCAAAGTTATGAATGTTGACCCAGACAATGTG
GCATTCTGCGTTCTGGCTACAGACGAGGAGTACGAATGCGACATCGCTCTCCAAATCCA
C
TTTACCCTCATACAAGCTTTCTGTTTCGATAATGACATCAACGTGGTGCGCGTAAACGAC
ATTGAGCGTCTGGCTGACCTCGTGGGCACAGACGAAACCGGCGAACCTCAGGACGCAC
AC
TGCATTCTTGTCACGAGCCCTGGTGCAGAGTCGTGGAAAGATCCTGCTCTGGACAAGCT
G
CACCTATTCTGTGAAGAGAGCCGTAGCGTGTATGACTGGGTGCCCACCATCACTCTCCCT
GAGCGC

>ssal_4041463
AGAGTGCAAATTGCAGGCACAGCCCTGGAGGAGCTGTTGGTGTCTGCAAAGAAACAGG
AC
TATCTTACCGTGGGAGTCTACGAGTCTGCCAAAGTTATGAATGTTGACGCAGACAATGTG
GCATTCTGCGTTCTGGCGACAGACGAGGAGTACGAATGCGACATCGCGCTCCAGATCCA
C
TTCACCCTCATCCAGGCGTTCTGCTTCGATAACTACATCAACGTGGTGCGCGTTAACGAC
ATCGAGCGCCTGGCTGACCTCGTGGGCACGGACGAAACTGGGGAACCCAAGGACGCAC
AT
TGCATTCTTGTCACGAGCCCTGGTGCTGGATCGTGGAAAGACCCTGCTTTGGACAAACT
G
CATCTGTTCTGTGAGGAGAGCCGCAGTGTGTATGACTGGGTTCCCACCATCACCCTACCT
GAACGC

>ssal_4058571
AGAGTGCAAAGTGCAGGCACAGCCCTGGAGGAGTTGTTGGTGTCTGCAAAGAAACAG
GAC
TACCTTACCGTGGGAGTCTACGAGTCTGCCAAAATTATGAATGTTGATCCAGACAATGTG
GCATTCTGCGTTCTGGCGACAGACGAGGAGTACGAATGCGACATCGCTCTCCAGATCCA
C
TTCACCCTCATCCAGGCTTTCTGCTTCGATAACGACATAAATGTGGTACGCGTTAACGAT
ATCGAGCGCCTGGCTGACCTCGTGGGCACAGAAGAGGCTGGCGAACCCAAGGACGCAC
AT
TGCATTCTTGTCACGAGCCCTGGTGCTGAGTCATGGAAAGACCCTGCTCTGGACAAACT
G
CATCTGTTTTGTGAGGAGAGCCGCAGTGTGTATGACTGGCTTCCCACTATCACTCTCCCT
GAACGC

##

>eluc_5220629
GGCAGACCCCTCGAGATGATTGAGCCAGCCACTCTCCAGTATAAGCTGCTGGAGCCAGT

G
CTGCTGTTGGGCAAGGAGCGTTTCGCCGGTGTTGACATCAGAGTCCGGGTGAAGGGGG
GT
GGACATGTCGCACAGATCTATGCCATCCGTCAGTCAATCTCCAAAGCCTTGGTTGCATAC
TATCAGAAATATGTGGATGAAGCGTCCAAGAAGGAGATCAAGGACATACTGATCCAGTA
C
GATAGGACCCTGTTGGTGGCTGACCCTCGTCGCTGCGAGTCCAAGAAGTTCGGTGGACC
T
GGAGCCCGTGCCCGCTACCAGAAGTCTTACCGT

>ssal_4050530
GGCAGACCCCTCGAGATGATTGAGCCAGCCACTCTCCAGTACAAGCTGCTGGAGCCAGT
G
CTGCTGCTGGGCAAGGAGCGTTTTGCTGGAGTTGGCATCCGAGTCCGAGTGAAGGGTG
GT
GGACATGTCGCACAGATCTACGCTATCCGTCAGTCCATCTCCAAAGCCCTGGTCGCATAC
TACCAGAAATATGTCGATGAGTCCTCAAAGAAGGAGATCAAGGACATCTTGATCCAGTA
C
GACAGGACCCTGCTGGTTGCCGACCCTCGTCGCTGCGAGTCCAAGAAGTTCGGTGGAC
CA
GGAGCCCGTGCCCGCTACCAGAAGTCTTACCGT

>ssal_4055387
GGCAGACCCCTCGAGATGATTGAGCCAGCCACTCTCCAGTACAAGCTGCTGGAGCCAGT
G
CTGTTGCTGGGCAAGGAGCGTTTTGCTGGAGTTGACATCCGAGTCCGAGTGAAGGGTG
GT
GGACATGTCGCACAGATCTATGCTATTCGTCAGTCCATCTCCAAAGCCCTGGTCGCATAC
TACCAGAAATATGTGGATGAGGCCTCCAAGAAGGAGATCAAGGACATCCTGATCCAGTA
C
GACAGGACCCTGCTGGTTGCTGACCCTCGTCGCTGCGAGTCCAAGAAGTTCGGTGGAC
CA
GGAGCCCGTGCCCGCTACCAGAAGTCTTACCGT

##

>eluc_5218994
ATGTTCAGAATCCGGACTTCGCAGCTCTTCAGACAGCTGGTTAGACACCAATCTACAGA
C
AGCAGCCTTATCCTAGAAAAATCAATTAACCGCGTCCAGCTGCTTGGACGAGTGGGGCA
A
GATCCGGTAATGAGACAGGTGGAGGGACGGAACCCGGTCACCATCTTCTCCATGGCAAC
C
AATGAGATGTGGCGTTCCGGGGAAGTGGAGAACTCCCCCGCA---GATGTCAGCCAGAAG
ACAACGTGGCATCGCGTGTCCATTTTTAAGCCTGGCCTAAGAGATGTGGCCTACCAATAT
GTGAAGAAAGGCTCGAGGGTTCTAGTGGAGGGAAAGTTGGATTATGGGGAGTACGTAG
AC
AAGAACAACGTCAGGCGCCAGGCAACCACCATCATTGCAGACAACATTATCTTCTTGAG
C
GACAACCTTCGAGGGAGGGACCAA

>ssal_4053787
ATGTTGAGAAACGGAGCAGCACAGGTTTTCAGACAGCTAGTCAGACACCAGTCTACAG
AC
ACCAGCCTGATCTTGGAGAGATCGATTAACCGTGTTCAGCTGCTGGGCCGCGTGGGGCA
G
GACCCTGTCATGAGACAGGTGGAGGGACGGAACCCCGTTACCATCTTCTCCATGGCAAC
C
AACGAGATGTGGCGCTCTGGGGACGTGGAGACGTCCCCCGCTGGAGATGTCAGCCAGA
AG
ACGACGTGGCATCGTGTGTCAATCTTCAAGCCTGGTCTGAGGGATGTGGCCTACCAGCA
T
GTCAAGAAAGGGTCGAGGGTTCTGGTGGAGGGGAAGTTGGATTACGGGGAGTACGTAG
AC
AAGAACAACGTCAGACGCCAGGCTACCACCATCATCGCAGACAACATTATATTTTTAAG
C
GACAACATTCGAGGGAGGGATCAA

>ssal_4054528
ATGTTGAGAAACGGATCAGCACAGTTTTTCAGACAGCTGGTTAGACACCAGTCTACAGA
C
GCCAGCCTGATCCTGGAGAGATCGATTAACCGTGTTCAGCTGCTGGGCCGTGTGGGGCA
G
GACCCTGTCATGAGACAGGTGGAGGGACGGAACCCCGTCACCATCTTCTCCATGGCAAC
C
AACGAGATGTGGCGCTCCGGGGACGTGGAGACGTCCCCCGCTGGAGATGTCAGCCAGA
AG
ACGACGTGGCACCGTGTGTCAATCTTCAAGCCTGGTCTGAGGGATGTGGCCTACCAGTA
T
GTCAAGAAAGGGTCGAGGGTTCTGGTGGAGGGGAAGTTGGATTACGGGGAGTACGTAG
AC
AAGAACAACGTCAGACGCCAGGCTACCACCATCATTGCAGACAACATTGTATTCTTAAG
C
GACAACATTCGAGAGAGGGATCAA

##

>ssal_4057586
ATGTCTCTGGTCATTCCTGAGAAGTTCCAGCACATTCTTCGTGTTCTCAACACGAACATT
GATGGTAGGAGGAAGATTGCCTTCGCCATCACAGCAATCAAGGGTGTTGGCAGACGATA
T
GCCCATGTTGTCCTGAGGAAGGCTGATATCGACCTCAGCAAGAGGGCTGGAGAACTAAC
C
GATGATGAGGTTGAGAGGGTAGTGACAATTATGCAGAATCCTCGCCAGTACAAAATCCC
T
GACTGGTTCCTCAACAGACAGAAGGACGTAAAGGATGGCAAGTACAGCCAGGTCCTTG
CT
AACGGTCTGGACAACAAGCTGAGAGAGGATCTTGAGAGGCTGAAGAAGATCAGGGCTC
AC
CGTGGTCTCAGGCATTTCTGGGGTCTGCGTGTGCGTGGCCAGCACACTAAGACCACCGG
T
CGTCGTGGTCGCACCGTTGGTGTGTCCAAGAAGAAG

>ssal_4055521
ATGTCTCTGGTAATTCCTGAGAAGTTCCAGCACATCCTTCGTGTTCTCAACACGAACATT
GATGGTAGGAGGAAGATTGCCTTCGCCATCACAGCCATCAAGGGTGTTGGCAGGCGATA
T
GCCCATGTTGTCCTGAGGAAGGCTGATATCGACCTCAGCAAGAGGGCTGGAGAACTTAC
T
GATGATGAGGTTGAGAGGGTGGTGACAATTATGCAGAATCCTCGCCAGTACAAAATCCC
T
GACTGGTTCCTCAACAGACAGAAGGACGTAAAGGATGGCAAGTACAGCCAGGTCCTTG
CT
AACGGTCTGGACAACAAGCTGAGAGAGGATCTTGAGAGGCTGAAGAAGATAAGGGCTC
AC
CGTGGACTCAGGCACTTCTGGGGACTGCGTGTGCGTGGCCAGCACACGAAGACCACCG
GT
CGTCGTGGTCGCACTGTTGGTGTGTCCAAGAAGAAG

>eluc_5220542
ATGTCTCTGGTCATTCCTGAGAAGTTCCAGCACATCCTCCGTGTTCTTAACACGAACATT
GACGGAAGAAGGAAGATTGCCTTTGCCATCACAGCTATCAAGGGTGTCGGTAGGCGATA
T
GCCCATGTTGTCTTGAGGAAGGCTGATATCGACCTCAGCAAGAGGGCAGGAGAACTGA
CT
GATGATGAGGTCGAAAGGGTGGTGACAATTATGCAGAATCCTCGCCAGTATAAAATCCCT
GACTGGTTCCTCAACAGACAGAAGGACGTAAAGGATGGCAAGTACAGCCAGGTCCTTG
CT
AACGGTCTGGACAACAAGCTGAGAGAGGATCTTGAGAGGCTGAAGAAGATCAGGGCC
CAT
CGTGGTCTCAGGCACTTCTGGGGTCTGCGTGTGCGTGGCCAGCACACCAAGACCACCG
GG
CGCCGTGGTCGCACCGTGGGTGTGTCCAAGAAGAAG

##

>ssal_4045467
AAGGCCTACGGTGGCTGTGAAGGCCCAGATGCCATGTATGTGAAGCTGATCTCCTCTGA
T
GGCCATGAGTTTATAGTGAAGAGGGAACACGCCTTGACTTCAGGGACCATCAAAGCCAT
G
TTGAGTGGACCAGGTCAGTTTGCAGAGAACGAAACCAACGAAGTGAACTTCAGAGAGA
TC
CCTTCCCATGTCCTGTCCAAGGTGTGCATGTACTTCACCTACAAGGTCCGCTATACCAAC
AGTTCCACAGAAATACCAGAATTCCCCATCGCCCCTGAGATTGCCCTGGAACTACTCATG
GCTGCAAACTTCTTGGATTGT

>eluc_5221888
AAGACCTATGGTGGTTGTGAAGGCCCAGATGCTATGTATGTGAAGTTGATTTCCTCTGAT
GGCCATGAGTTTATAGTGAAGAGGGAACACGCCTTAACCTCTGGGACCATCAAAGCCAT
G
TTGAGCGGACCAGGACAGTTTGCGGAGAATGAAACCAACGAAGTGAACTTTAGAGAGA
TC

CCCTCCCATGTCCTGCCTAAGGTGTGCATGTACTTCACCTACAAGGTCCGCTATACCAAC
AGCTCCACAGAAATACCTGAATTCCCCATCGCCCCTGAGATTGCACTGGAACTCCTAATG
GCTGCAAACTTTTTGGATTGT

>ssal_4059433
AAGACCTACGGTGGCTGTGAGGGCCCAGATGCCATGTATGTGAAGCTGATCTCTTCTGAT
GGCCATGAGTTCATAGTGAAGAGGGAGCACGCCTTGACTTCAGGGACCATCAAAGCCAT
G
TTGAGTGGACCAGGTCAGTTTGCAGAGAATGAAACCAACGAAGTGAACTTCAGAGAGA
TC
CCCTCCCATGTCCTGTCCAAGGTGTGCATGTACTTCACCTACAAGGTCCGCTATACCAAC
AGTTCCACAGAAATACCAGAATTCCCCATCGCCCCTGAGATTGCCCTGGAACTACTCATG
GCTGCAAACTTCTTGGATTGT

##

>eluc_5218655
GGCGGTAACTGCAGCCTGGATAAGTTCTATTCAGACCCCAAGTCCGCGGATGGGAATTC
C
TACAGGCTACAGGCATGGATGTACCTCATGAGGCTGTTGCAGTGGTCAGATGCTATGGA
G
CACATGCTTGCCACAGGCCAAGGTGTAATCTTGGAGCGTTCCCCTTACAGTGACATGGT
A
TTTGTGGAAGCCATGTTCAAACAGGGCTACATCAGAAAAGCATGTGTAGAACATTACAA
C
GAAATAAAAGGTATCAGCATTTGTGAGTTCTTGCCCCCTCACTTGGTTATCTATTTGGAC
GTTCCAGCAGAAGAAGTGCAAAAGAAGCTGAAGGCTACAGGCAAGGATATACCC

>ssal_4054854
AATGGTAACTGCAGCTTGGAGAAGTTCTATGCAGACCCCAAGGCTGCTGATGGGAACTC
C
TACCGGCTACAGGCATGGATGTACCTCATGAGGCTTCTTCAGTGGTCAGACGCCATGGA
G
CACCTGCTCACCACAGGCCAAGGTGTGATCTTGGAGCGCTCCCCCTACAGTGACATGGT
G
TTTGTGGAGGCCATGTTCAAACAGGGCTACATCAGAAGGCAGTGTGTAGACCACTACAA
T
GAAATCAAAGGTATCAGCATCTGTGAGTTCCTGCCCCCTCACTTGGTCATCTATGTGGAC
AAGCCAGCAGAAGAAGTGCAGAAGAAGCTAAAGGCATCAGGCAAAGATGTACCC

>ssal_4059987
AATGGTAACTGCAGCCTGGAGAAGTTCTACAGAGACCCCAAGGCTGCTGACGGGAACT
CC
TACCGGCTGCAGGCATGGATGTACCTCGTGAGGCTTCTTCAGTGGTCAGACGCCATGGA
A
CACCTGCTCACCACAGGCCAAGGTGTGGTCTTAGAGCGCTCCCCCTACAGTGACATGGT
G
TTTGTGGAGGCCATGTTCAAACAGGGTTACATCAGAAAGCAGTGTGTTGACCACTACAA
T
GAAATCAAAGGTATCAGTATCTGTGAGTTCCTTCCCCCCCATTTGGTCATCTATGTGGAC
ATGCCAGCAGAAGAAGTGCAGAAGAAGCTGAAGGCATCAGGCAAGGATGTGCCC

##

>eluc_5220001
GAGCTGCGGCGCTGCAGAATGGCAGAGGGCTGTATGAGAGGCCTGCGCTATGGCATGGT
C
TTCTTCAATCTCCTCTTCTGGCTGGGGGGATGTGGAATACTGGGCGTTGGGGTATGGCTG
TCGGTGACCCAGGGAAACTTTGCCACACTCTCCTCATCCCTCCCATCTCTCTCAGCAGCC
AATCTGCTCATCGCAGTAGGAACTATCATCATGGTGATTGGTTGCCTAGGCTGTGTCGGA
GCTGTCAAAGAAAGTCGTCCGCTGTTGCTGAGCTTCTTCATCCTGCTTCTTCTGATCTTT
TTCTTGGAGATTCTGTCCATCGTGCTCTTTTTGTCTACCAAGACCAGATTGATCACTAC
GCCCAGAGGGATTTGAAGAGGGGACTCCAGCTCTTTGGCACTGAGGGCAACGTGGGCT
TG
ACCAACGCTTGGATGATCGTTCAAACTGATTTCCGCTGCTGTGGAGTGACCAACCACAC
G
GACTGGTTTGAAGTGTATAACACCAGCCGTGTGCCGGACTCCTGCTGCCCTGAGTACAG
T
GATAACTGT

>ssal_4057457
GAGCTGCGGCGCTGCAGGATGGCTGAGGGCTGCATGAGGAGCCTACGCTACGGTATGGT
C
TTCTTCAACCTCCTCTTCTGGTTGGGGGGTTGTGGAATACTAGGCGTGGGGGTATGGCTG
TCAGTGACCCAGGGCAACTTTGCCACACTCTCCTCATCCCTCCCATCCCTCTCAGCAGCC
AATCTACTCATTGCGGTCGGGACCATCATCATGGTGATAGGTTGCCTCGGCTGTGTCGGA
GCTGTCAAAGAAAGTCGTCCGCTGTTGCTGAGTTTCTTCATCCTCCTTCTTCTGATCTTC
TTCTTGGAGATTCTGTCCATCATGCTCTTCTTTGTTTACCAAGACCAGATTGATCACTAT
GCCCAGAGGGATTTGAAGAGGGGACTCCAGCTCTTTGGCACCGAGGGCAACGTAGGCT
TG
ACCAACGCCTGGATGATCGTACAAACTGATTTCCGCTGCTGTGGCGTGACCAACCATAC
G
GACTGGTTTGAGGTCTACAATGCCAGCCGCGTGCCCGATTCCTGCTGTCTGGAGTACAG
C
GACAACTGT

>ssal_4027745
GAGCTGCGGCGCTGCAGGATGGCCGAGGGCTGCATGAGGGGCCTGCGTTATGGCATGGT
C
TTCTTCAACCTCCTCTTCTGGTTGGGGGGTTGTGGAATACTGGGCGTGGGGGTATGGCTG
TCAGTGACCCAGGGCAACTTTGCCACACTCTCCTCATCCCTCCCATCCCTCTCAGCAGCC
AATCTACTCATTGCGGTAGGGACCATCATCATGGTGATTGGTTGCCTCGGCTGTGTCGGA
GCTGTCAAAGAAAGTCGTCCGCTGTTGCTGAGCTTCTTCATCCTCCTTCTTCTGATCTTC
TTCTTGGAGATTCTGTCCATCACGCTCTTCTTTGTTTACCAAGACCAGATTGATCACTAT
GCCCAGAGGGATTTGAAGAGGGGACTCCAGCTCTTTGGCACCGAGGGCAACGTAGGCT
TG
ACCAACGCCTGGATGATCGTACAAACGGATTTCCGCTGCTGTGGCGTGACCAACCACAC
G
GACTGGTTTGACGTGTACAACGCCAGCCGTGTGCCTGACTCCTGCTGTCTGGAGTACAG
C
GACAACTGT

##

>ssal_4049501
ATGGAGTACTACTGGATATGCCTGTGGAGCGTCTTGGGGCTGGGTCTGTGTGTTCCTGAT
GATGAACACTATACTCTTCATCTGAAACCTCTCAACTTTGACAAAGCTTTAGAAGCCTGT
CTGCCTGCCAGTTTCCTAACTAAAGTGGCCAGTATGGAGGAAGCCATGAAGATTTTGAA
A
GTCATCGCGAACATGCCATCCACAGAAGGTACATTTGAGTTTTGGGTGGGTTTGAGGAA
A
GAAAAGTTGGATTGTGTGAAAAATGACACACCTCTGAAAGGTTTTAAATGGACAGTGGA
T
AGCAGCAGTGACACAAAACTGGATCAGTGGAAGTCTTTGCCCAAACCAACCTGCACGG
TT
ATACACTGTGTATTTCTCTCCGGTGAGTTTAATGGAACTGAGATAGTGAACTGGGGGTTT
GTTCCCAGTACCTGTAAGACAAATCGTCCATTCATTTGTAAACAACGTGATGGAAAGATG
CCTTTCATGGACCAGTGTCTTACCCCACACATACTGGAGGCCCGGTCACTCAGGCCAGA
C
CCAAATAATCCTCATAAACTGGATCTAGAATGTTCGTCTGGGCAATTGTTTAAACTGACT
TGCTCTGCAATGACTCTGAAATGGAAACGTGATGATGGATCGGCTATAGATGGCATTTGT
GCTTCGTGCAAAGCAGGTTATGTGAGAGATGGGTCTGGAAACTGTGTGGACAATGATGA
A
TGCAGAGGTCAGCCCTGCAAAGGCCAGTGTGTCAACACTGAGGGTTCTTACCTCTGTAA
A
TGCCGTGATAAAAATGGAAATCTTCAAGACGAA

>ssal_4058156
ATGGAGTACTATTGGATATGCCTGTGGAGTGTCTTGGGGGTAGGTTTGTGTGTTCCTGTT
GCTAAACCCTATTACCTTCATCATTATCCTCTCAACTTTGACAAAGCTTCAGAAGCCTGT
CAGCCTGGCAGTTTCCTAACTAAAGTGGCCAGTATGGAGGAAGCCTTGAAGATTTTGAA
A
GTAATCTCGGACATACCATCCAAAGAACGTACATTTCAGTTCTGGGTGGGCTTGATGAAA
GGAAAGGGGTCTTGCGTGAAACATGACGCACCTCTGAATGGTTTCAAGTGGACGGTGG
AT
AACAGCAGCGACACAGAACTGGATCAGTGGAAGTATTTGCCCGAACCAACCTGCACGG
GT
ATATACTGTGTATTTCTCTCTGGTGAGTTTAATGGAACTGAGATTGTGAACTGGGGGTTT
GTTTCCAGTACCTGTAAGACAGAGCATCCATTCATTTGTAAACAACGTAATGGAGAGGTA
CCTATCATGAAGCAGTGTCCTACCCTACACATACCAGAGGCCCGATTACTCACGCCAGAC
CCAAAGGATCCTCATAAACTGATTCTGGATTGTGGGTTTGGGAAAATGTTTGAACTGACT
TGCTCTGCAACGACTCTAACATGGGAACGTGATGATGGATCGGATATACGTGGAATTTGT
GCTCCATGCAAAGCAGGTTATATGACAGATGGGTCTGGAAACTGTGTGGACATTGACGA
A
TGCAGAGATCGGCCCTGTAAAGACCAGTGTGTCAACACTGAGGGTTCTTTCCTCTGTAA
A
TGCTATGATAAAAATGGAAATCTTCAAGATGAG

>eluc_5224904
ATGGAATACCACCTGATATGCCTTTGGAATTTATTGCTGGTCGTTCTGTGTGTTCCTGAT
GATGAAACCTATACTGTTCATCTGAATTCTCTCTCCTTCGATAAAGCTTTAGAAGTCTGT
CAATCTAGCGGTTTCCTAACTAAAATTGCCAATTTGGAGGAAGCCACAAAGATTTTGAA
A

TTTATCTCAGACACGCCAGCCACAAAAGATCCATTTGAGTTCTGGGTGGGTTTGAAGAA
A
GGAAAGTTGGATTGTGTGAAACTGGATGAACCTCTGAAAGGTTTCAAATGGACAGTGG
AT
AACAGCAGTGATACAAAATTGGGCAGATGGAACCAATTGCCCGCACAAACCTGCACAG
GT
TTATTGTGTGTTTACCTCAAG------TTAAATGAAACTAATAAAGAGAACTGGGGGTTG
GTTTCAGGTTCCTGTAAGAAGGAGCGTCCATTCATTTGTAAGCAA----------
GCTGTCACGGAGGAGTGTCCTACCCCACACATACCTGAAGCACAATCACTCAGGGCAG
AC
CCAAATGATAATCGTAAACTGAACCTGGAATGTCGGTCTGGGGATGTCTTCACACTGACT
TGCTCTGCGAAGACTCTGAAATGGGAACGTAGCGATGGATCAGCTCTAGATGGAATTTG
T
GCCTCGTGCCAAGCAGGTTATAGGAAAGACAGTTCCGGAAATTGTGTGGACATTAACGA
A
TGCTTAGATAAGCCCTGCAAATTTGAATGTGTNCACACAGAGGGCTCACACCGCTGTAA
A
TGCTATGATAAAGATGGAAACCTATATGATGAC

##

>ssal_4087545
ATGGCAGTTTTCGAGACACAAAAATCCAGGATAAACTCTGATATGCTGTCTCGATATATC
AGCAGGCCGATTTGCTTCGTTGGACGCGTTGAGAAGGTCAACCCAACAGGAAAATCATT
C
AGTCTTTCGGACGGAGAAGGGAAGTCTGCATCAGTGGAACTCAACGAGCCTCTTGATG
AG
GAGCTGAGCGGGGTGGTGGAGGTGCTTGGTATGGTGTCCAACAAAGGGACAATAATGG
CC
TCTGCATACAACATACTCAGAGAAGACAAAGGCATTCCTTTCGACCTGGAGCTGTACAA
T
GAAGTCCTGAAAGTCATCCACGATTTCCCCCAGCACTATCCATTTGAAATAGCCACCAGT
GGA

>ssal_4085660
ATGGCAGTTTTCGAGTCACCAAAACCAAGAATAAACTATTCTATGCTGTCTCAATATATC
AGCAGACCGATTTGCTTTGTTGGACGTGTTGAGAAGGTCCATCCAACAGGAAAATCATT
C
ACTCTTTCGGATGGAGAAGGGAAGTCTGCATCAGTGGAACTTAACGAGCCCCTTGATGA
G
GAGCTGAGTGGGGTGGTGGAGGTGGTTGGTGTAGTGTCCAACAAAGGGGCAATAATGG
CC
TCTGCATACAACATGCTCAGAGAAGACCAAGGCATTCCTTTCGACCTGGAGCTGTACAA
T
GAAGCCCTGAAAGTCATCCATGAATACCCCCAGCACTATCCATTTGAATTATCCACCAGT
GGA

>eluc_5217610
ATGTCTGTTTTCGAGTCACCAAAAGCGAGAATAAACTCTTCTATGCTGTCTCAGTATATC
AGCAGACCAGTATGTTTCGTAGGACGTGTTGAGAAGGTCCACCCAACAGGAAAGTTATT
C

ACACTCTCAGATGGAGAGGGGAAGTTTGCCTCAGTGGAACTCAACGAGCCTCTTGATG
AA
GAGCTCAGCGGGGTTCTGGAGGTTGTTGGGACTGTATCAAACAAAGGGATAATAATGGC
T
TCTGCATACAACATCCTCAGAGAAGATAAAGGCATTCCTTTTGACCTCGAGCTGTACAAC
GAAGCTTTGAAAGTCGTCCACGATTTCCCCCAGCATTACCCGTTTGAAATAGCCACCAG
T
GGA

##

>ssal_4023956
ATGTCTCCCCCATCAAGAAGGCTTCAAACTAAGCCAGTGATTACATGTCTCAAGACCTTT
CTTATATCTTACAGTCTCATATTTTGGTTTACAGGGGTTATCCTTCTGGCAGTTGGAGTA
TGGGGGAAGGTGAGCCTGGAAGCTTATTTCCAGCTGGCCTCTGAGAAGAGCACCAATG
CA
CCATATGTCCTCATCGGGACTGGAGCCATCATCATCATTTTTGGCCTGTTTGGTTGCTTC
GCTACATGCCGCGGTAGCCCATGGATGCTGAAGCTGTATGCCATGTTCCTGGTGCTGGTG
TTCGTAGCTGAGTTTGTGGCCGGCATCTCTGGCTTCTTATTCAGACATGAGATAAAGGCT
GTATTAGGTGGTGCCTATAAAGACGCTGTGACCAACTACAATACCACTGACCCCAAAAG
C
TCTGCGGTTGACACCATCCAGAAGACTTTGCACTGCTGTGGAGTGGAAAGTTATAAGGA
C
TGGAACACAACAAAGTACTTCAAAGAC---
CAAGGCATCCCTGAGAGCTGTTGCAAAGAG
GACACTGTCTGCACTGTCGAGGACCTCAAGGACCTTGACAAGGCTCGCGACTTTGTGTA
T
GACACGGGCTGCTTCTCGAAGGTGACCACTTTGATGGAGTCTAACCTGGGAATCATTGC
C
GGAATATCTTTT---

>ssal_4028228
ATGTCTCCCCCATCAAGAAGGCTTCAAACGAAGCCTGTGATCACATGTCTCAAGACCTT
T
CTTATTTCTTACAGCGTCATATTTTGGTTTACAGGGGTTTTCCTTCTGGCTGTTGGCATA
TGGGGGAAGGTGAACCTGGAAGCTTATTTGAAGCTGACCTCTGAAACGAGCACCAACA
TG
CCATATGTCCTCATCGGAACTGGAGCCATCATTGTTATTTTTGGCCTTTTTGGTTGCTTC
GCTACATGCCGTGGTAGTCCATGCATGCTAAAACTGTATGCCACGTTCCTGATTTTGATG
TTCTTAGTGGAGTTTGTGGCTGGCGTCTTTGGCTTCTTG---AGACATGAGATAAAGGCT
GTATTAGGTGATGCCTATAAAGATGCTGTGACGAACTACAATACCACTGACCCCAAAAGC
TCTGAAGTTGACGCCATCCAGAGGACTTTTCACTGCTGTGGAGTGAATAGTTACAAGGA
C
TGGAACGCGACAAAGTACTTCAAAGAC---AATGGTATCCCTGTCAGCTGTTGCAAAGCG
AACACGGTCTGCTCTGTCGAGAACCTCGAGGACCTTGACAAGGCTCGTGACGTGGTGTA
T
GACACGGGCTGCATCTCACTGCTGACCACTTCTATGGAGTCTAAACTGGGAATCAATGC
A
GGGGCATGTTTTGGA

>eluc_5221702

ATGTCTCCACCATCAAGAAGGCTTCAAACGAAGCCTGTGATTACATGTCTCAAGACATTT
CTTATTTCTTACAGTCTCATCTTTTGGTTCACAGGTGTTATCCTCCTGGCTGTTGGTGTG
TGGGGGAAGGTGAGCCTGGAAGCCTATTTCAGCCTCGCATCTGACCAGACCACCAATGC
A
CCATATGTCCTCATCGGGACTGGAGCCATTATCGTCATCTTTGGCCTGTTTGGTTGCTTC
GCCACGTGCCGCGGGAGCCCGTGGATGCTAAAACTGTATGCCATGTTCCTGGTCCTGGT
G
TTCCTGGCGGAGCTTGTGGCGGGCATCTCTGGCTTCTTATTCAGGCATGAGATAAAGGCT
GTGTTGGGCTCCGCCTATAAAGATGCTGTGAACAACTACAATGCCACTGATGCCAAAAG
C
GCTGCGGTCGACACCATCCAGAGAACTTTGCACTGCTGTGGAGAAAATCACTTCTATGA
C
TGGAACACGACAAAGTACTTCAAGGATGGAAACGGAATCCCTGCCAGCTGCTGCGAAG
AG
AACGTTGTTTGCTCGCCAGAGAACCTCAAAGACCTTGATAAGGCTCGTGATTTGGTTAA
T
GACAAGGGTTGCTTCTCACTTGTGACCGTCGCGATGGAGTCGAATCTGGGAGTTATTGC
A
GGCATATCT------

##

>ssal_4039605
AACATGCAACATATGTCAAGTTGTTCAACCAACGCATACGCATTTGGAAGCCAAAAAGA
G
ACCGAGAGGAAGCTCAAGGGGGGATTTGAC---
AAGGGGGCCTTCAGCGCACCGATCAAG
CAGGAATCGGACTGGAGCGACAGTGACATGTCCTCGTCGTTACCTTCCCAGATAGAAAC
C
TGCGAAAAGACCTCCGTGAGCCGTCTCATGGGACAACCAACTCCGCCAACAACCCCAG
AG
CCCATCTCAAGCCACTCCGGTGTCAGCTCAACCCATTCCTCTCCTCGGAAGATCGGCAA
G
GACAGAGTGAAAAAGAATGTTGACAGGTACAGTCATGAGTACCGCCAGAGACGCGAGA
GG
AATAACGTTGCGGTGAGGAAAAGCAGGGACAAGGCAAAGCAACGCAACGTGGAAATG
CAG
CAAAATATGCTTGAACTGGGTTCAGAGAATGACAGATTACACAAAACCATCGATCAGCT
A
AACCGTGAGCTCACTGGGCTGAGGGATTTTTTCAAGCGGCTTCCCAATCACAATTCCTC
G
TTTGTGGGGGCCACGGGTGGG---------

>ssal_4061937
AATATGCAACAGCTGTCAAACTGTTCAACCAACGCATACGCAGTTGGAAGCCAAAAAG
AG
TTCGAGAGGACGCTCAAGGGTGGATTTGACAACAAGGGGGTCTTCAGTGCACCGATCA
AA
CAGGAATCGGACTGGAGCGACAATGACATGTCCTCGTCGTTACCTTCCCAGATCAAAAA
C
TGCGCGCAGACCTCCGTGAGCCTTCCCATGGGACAACCAACTCCACCATCAACCCCAGA

G
CCCCTCTCAAGC----------CAATCAGCCCACTCCTCTCCTCGGAAGGTCGGCAAG
GAGAAAGGGAAAAAGAATTTTGACAGGTACAGCCAAGAGTACCGCCAGAGACGTGAG
AGG
AATAACGTTGCAGTGAGGAAAAGTAGGGACAAAGCAAAGCAACGCAACGTGGAAATG
CAG
CAAAAAATGCTTGAACTGGGTTCAGAGAACGACAGATTACACAAAACTATCGATCAACT
A
ACCAGTGAGCTCACTGGCCTGAGAGATTTCTTCAAGCAGCTTCCCAATCACAACTCCTC
G
TTTTTGGGGACCACGGGTGGGGCCAGACGG

>eluc_5216238
AACATACAGCAGCTGTCAAGCTGTTCAACCAACGCATACGTAGTCGAAAGCCAAAAAG
AT
TTCCAAAGGAAACTGGATGGTGGATTTGAC---AAGGGCGTGTTCAGTGCACCGGTAAAG
CAGGAGTCGGACTGGAGTGACAGTGACATGTCGTCGTCGTTACCTTCCCAGATCGAAAC
C
TGCGCACAGACCTCTGTGAGCCTTCCCATGGGGCAACCAACTCCACCAACGACCCCAG
AG
CCCCGCTCAAGCTACTCCAGTCTCAGCTCAGCCCAGTCATCTCCTCGGAAGGTCGGCAA
G
GAAAAGGGAAAAAAGAATATTGACAGGTACAGCCAAGAATACCGCCAGAGACGCGAG
AGG
AATAACGTCGCTGTGAGGAAAAGCAGGGACAAAGCTAAGCAACGAAACGTGGAAATG
CAG
CAAAAGATGCTTGAACTGGGTTCAGAGAATGACAGATTACACAGAACCATCGATCAGCT
A
ACCCGTGAGCTCAATGGGCTGAGGGACTTCTTCAAGCAGCTTCCCAAACAGAACTCCTC
G
TTTCTGGGGTCCACGGTTGGG---------

##

>ssal_4039158
ATGGCTAGCCAGTCCCAGGGTATCCAGCAACTTTTGCAAGCTGAAAAACGAGCTGCAG
AA
AAAGTAGCAGAAGCCCGCAAACGTAAGAACCGTCGGCTGAAGCAGGCCAAGGAGGAA
GCC
CAGGCCGAGATTGAGCAGTACCGTATGCAGAGGGAGAAGGATTTTAAGACCAAGGAGG
CT
GCGGCTCTTGGATCCCATGGTAACTCTGCTGTAGAGGTGGACAAAGAGACCGTGGGCA
AG
ATGGGTAGCATCCAGACCAGCTACCAGCAGAACCGGGAAGGGGTGCTGGGCAACCTGC
TT
AAGATGGTGTGTGACATCAAGCCAGAGATCCATGTCAATTACCGTTTTGCTGGT

>eluc_5218171
ATGGCAAGCCAGTCCCAGGGTATTCAGCAGTTATTGCAAGCCGAAAAACGTGCTGCGGA
A
AAGGTTGCAGAAGCCCGCAAACGTAAGAACAAGCGGCTGAAGCAGGCCAAGGAAGAA

GCC
CAGGCAGAGATTGAGCAGTACCGTATGCAAAGGGAGAAGGAGTTTAAAACAAAGGAAG
CT
GCAGCTCTAGGATCCCATGGTAACTCTGCTGTGGAGGTGGACAAAGAGACCGTGGGCA
AG
ATGGGCAGCATTCAGACCAGTTACCAGCAGAACCGGGAAGCTGTGCTCGGAAACCTAC
TG
AAGATGGTTTGTGACATTAAGCCAGAGATTCATGTCAATTACCGTTTTGCTGGT

>ssal_4061495
ATGGCTAGCCAGTCCCAAGGTATCCAGCAGCTACTGCAAGCTGAAAAACGAGCTGCAG
AA
AAGGTAGCAGAAGCCCGTAAACGTAAGAACCGTCGGCTGAAGCAGGCCAAGGAGGAA
GCC
CAGGCAGAGATTGAGCAGTACCGTATGCAGAGGGAGAAGGAGTTTAAGACCAAGGAGG
CT
GCGGCTCTTGGATCCCATGGTAACTCTGCTGTGGAGGTGGACAAAGAGACGGTAGGCA
AG
ATGGGCAGCATCCAGACTAGCTACCAGCGGAACCGCGAAGGGGTGCTGGGCAATCTGC
TG
AAGATGGTGTGTGACATCAAGCCAGAGATCCATGCCAATTACCGTTTTGCTGGT

##

>eluc_5216799
ATGGGCAGAAGTAGAAGCCGATCCCCACCCAAACGAGAGAGGCGACGCTCACGCTCGG
GT
TCCAGGGACCGTGAACTCCGGCGCAGGGAAAGGAAACGCTCCCGTTCTCGAGACAGG
GAA
AGGCGTCGAAGCCGCTCACGCTCTCCGGCCCACAGACGACGCTCTAGGTCTCCTCGTCG
G
CACCGGTCTTCATCCAGCTCCCCTTTGAGACAGAAGGACCGGCGTGACGATGAG---CGA
AAAGACGCCAAG---GACAAGCCAGTGAAGGAGCATCAGATCTCAGAGGAAGAC------
ATGCAGGGCAAGACGGAAGAGGAGATAGAGATGATGAAGATTATGGGATTTGGCAACTT
C
GACACGACAAAGGGGAAGAAGACTGAGGGAGCAGTCAAT

>ssal_4044082
ATGGGCAGAAGTAGAAGCCGATCCCCACCAAAACGAGAGAGACGACGCTCTCGCTCGG
GT
TCAAGGGACCGTGAACGAAAGCGCAGGGAGAGGGAACGCTCCCGTTCTCGGGACAGG
GAA
AGGCGAAGGAGCCGCTCACGTTCTCCAGCCCGCAGGCGACGCTCAAGGTCTCCTCGTC
GG
CTGCGCTCTTCTTCCGGCTCCCCCTCCAGGCAGAAGGACAGGCGTGATGATGAAGATAA
A
AAGGATTCCAAG---GATAAGCCAGTGAAGGAGCATCAGATCTCAGAGGAAGAC------
ATGCAGGGCAAGACAGAAGAGGAGATTGAGATGATGAAGATTATGGGATTTGGCAACTT
T
GACACCACAAAGGGGAAGAAGACCAATGGAGCAGTC---

>ssal_4040639
ATGGGCAGAAGTAGAAGCCGATCCCCACCAAAACGAGAGAGACGACGCTCTCGCTCGG
GT
TCAAGGGACCGTGAACGAAAGCGCAGGGAGAGGGAATGCTCCCGTTCTCGGGACAGG
GAA
AGGCGAAGGAGCCGCTCACGTTCTCCAGCCCGCAGGCGACGCTCAAGGTCTCCTCGTC
GG
CTGCGCTCTTCTTCCGGCTCCCCCTCCAGGCAGAAGGACAGGCGTGATGATGAAGATTA
T
GGGATTTGGCAACTTTGACACCACAAAGGGGAAGAAGACCAATGGAGCAGTCAATGCG
CA
TGCTATCAATGTGTCTCAGAAGAGGAAATACAGGCAATACATGAA---CAGAAAAGGTGG
ATTCAACAGACCTCTGGACTTCATTGC----------

##

>ssal_4061653
ATGTCAGAGGATTTGTTGAAACAGTTGGGCAGCTACAAAGCCCAGTTACAACAAGTGG
AA
GCCGCCTTATCAACCGATCCTGAGAACGAAGACCTTCTCAAATTACAGAAAGACTTATC
G
GAAGTCATAGACTTGACAAAAGACCTCCTGACGTCGCAGCCCTCTGAAGGTACTGCTAG
T
GCCAACAGCTCCGATGCAGCCCCCCTGAAACACAGCTGGAGCGTTGGCGACAGGTGTA
TG
ACTGTGTGGAGTCAGGATGGACAGGTGTATGAGGCTGAGATTGAGGAGATAGACGGCG
AG
AACGGCACAGCGGCCATTACCTTCTTCGGCTACGGGAACGCAGAGGTGGTGCCACTGC
AG
AACCTCAAACCTGCCGAGGAGGGCAAGCATTCTGAGGAGGACGGGAAACCCAAATCCA
GG
AAAGAGCAGATAGCAGACCAGAGGGAGTACAAGAAGAAGAAGGCCCAGAAGAAGGTG
CTG
AGGATGAAGGAGCTGGAACAGGAACGAGAAGACCAGAAATCCAAGTGGCAAAGTTTC
AAC
AACAAGGCCTACAACAAGAACAAGAAAGGACAGGTGAAGAGGAGTATATTTGCATCGC
CC
GAGAGCGTAAATGGAAAGGTGGGAGTAGGAACATGTGGCATTGCAGACAAACCCATGA
CC
ACGTATCACGACACATCCAAATATAACGTCAGGCATCTCATGCCACAG

>eluc_5216759
ATGTCTGAGGATTTGTTGAAACAGTTGGCCAGCTATAAAGCCCAGTTACAACAAGTGGA
A
GCTGCTTTATCAACCGACCCTGAGAATGAAGACCTCCTCAAATTACAGAAAGACTTATC
G
GAAGTCATAGATCTGACTAAAGACCTCCTGACGTCTCAGCCCTCCGAAGGTCCTGCTAG
T
GCTAACAGCTCTGATGCAGCCCCCCTGAAACACAGCTGGGGCGTTGGGGACAGGTGTAT
G
ACAGTGTGGAGTCAGGATGGACAGGTGTATGAGGCTGAGATTGAGGAGATAGACAGTG

AG
AACGGCACTGCGGCCATCACCTTCTCTGGCTACGGGAACGCTGAGGTGGTGCCTCTGCA
G
AACCTCAGACCCGCTGAGGAGGGCAAACACTCTGAGGAGGACGGGAAACCCAAGTCA
AGG
AAGGAACAGATAGCAGAGCAGAGGGAGTACAAGAAGAAAAAGGCCCAGAAGAAGGT
GCTG
AGGATGAAGGAGCTTGAACAGGAACGAGAAGACCAGAAATCCAAGTGGCAAAGTTTTA
AC
AGCAAGGCCTACAACAAGAACAAGAAAGGACAGGTGAAACGAAGTATATTTGCATCGC
CG
GAGAGCGTCAACGGAAAAGTGGGAGTAGGAACATGTGGTATTGCTGACAAACCCATGA
CC
CAGTATCACGACACATCAAAATATAATGTCAGGCATCTCATGCCCCAG

>ssal_4039299
ATGTCAGAGGATTTGTTGAAACAGTTGGGCAGCTACAAAGCACAGTTGCAACAAGTGG
AA
GCCGCCTTATCAACCGATCCTGACAATGAAGACCTTCTCAAATTACAGAAAGACTTATCG
GAAGTCATAGACTTAACAAAAGACCTCCTGACGTCCCAGCCCTCCGAAGGTACTGCTAG
T
GCCAACAGCTCAGATGCAGCCCCCCTGAAACATAGGTGGAGCGTTGGGGACAGGTGTA
TG
ACTGTGTGGAGTCAGGATGGACAGGTGTATGAAGCTGAGATTGAGGAGATAGACGGCG
AG
AATGGAACGGCGGCCATCACCTTCTCCGGCTACGGGAACGCAGAGGTGGTGCCACTGC
AG
AACCTCAAGCCTGCCGAGGAGGGCAAGCACTCTGAGGATGACGGGAAATCCAAGTCCG
GG
AAGGAGCAGATAGCAGACCAGAGGGAGTACAAGAAGAAGAAGGCCCAGAAGAAGGTG
CTG
AGGATGAAGGAGCTGGAACGGGAGCGAGAAGACCAGAAATCCAAGTGGCAGAGTTTT
AAC
AACAAGGCCTATAACAAGAACAAGAAAGGACAGGTGAAGAGGAGTATATTTGCATCGC
CG
GAGAGTGTAAACGGAAAGGTGGGAGTAGGAACATGTGGCATTGCAGACAAACCTATGA
CC
ACGTATCATGACACATCCAAATATAACGTCAGGCATCTAATGCCACAG

##

>ssal_4062227
ATGCATCCAGCGACTGCTAAGTGGTATGACAGACGGGACTCCGTCTACATCGAGTTCTG
C
GTAGCGGACAGCAAGGATGTCAAGATCAATTTCGAGAAAGCAAAGTTTGCTTTCAGTTG
T
CTTGGAGGAACTGACCAAGTCAAACACGAGAATGAAGTAGACCTTTTCGAAGCCATTG
AT
CAAAATGAATCCATGCACAAACGCACAGATCGGTCAGTGTTGTGCTGTTTGCGAAAAGC
T
GAACCTGGGAAGCCGTGGCTGAGGCTAACAAAAGAGAAGGCTAAGCTAACTTGGCTCA

GC
GTCGACTTTAACAACTGGAAAGACTGGGAG

>eluc_5220223
ATGCATCCAGCAACTGCTAAGTGGTATGACAGGAGGGACTCTGTCTACATCGAATTCTGC
GTAGCGGACAGCAAGGATGTCAAGATCAATTTTGAGAAAGCTAAGTTTGTTTTCAGTTG
T
CTTGGAGGAATTGATCAAGTTAAACACGAGAACGAAGTAGACCTTTTTGAAGCCATTGA
T
CAAAATGAATCCATGCACAAACGCACAGATCGTTCAGTGTTGTGTTGTTTGAGAAAAGC
A
GAACCTGGAAAGGCATGGCCGAGACTAACAAAAGAGAAGGCAAAGCTAACTTGGCTC
AGT
GTCGATTTTAACAACTGGAAAGACTGGGAG

>ssal_4061193
ATGCATCCGGCGACTGCTAAGTGGTATGACAGGCGGGACTCCGTCTACATCGAGTTCTG
C
GTAGCGGACAGCAAGAATGTCAAGATCAATTTCGAGGAAGCAAAGTTTGTTTTCAGTTG
T
CTTGGAGGAACTGATCAAGTCAAACATGAGAACGAAGTAGACCTTTTTGAAGGCATTGA
T
CAAAATGAATCCATACACAAACGCACAGATCGGTCAGTGTTGTGCTGTTTACGAAAAGC
T
GAACCTGGGAAAGCGTGGCCTAGGCTAACGAAAGAGAAGGCTAAGTTAACTTGGCTCA
GC
GTCGACTTTAACAACTGGAAGGACTGGGAG

##

>eluc_5218727
ATGCCTCGTTACGCTCAACTGGTGATGGGCCCGGCGGGAAGTGGAAAGAGTACCTACTG
C
TCTACACTGATTGAGCATGCAGAAGCCATAAACCGCTCTGTACAGGTGGTCAACCTAGA
C
CCAGCTGCTGAACACTTTAATTACCCGGTCATGGCAGATATCCGGGAGCTGATCATGGTG
GATGATGTGATGGAGGATGAGTCGCTGAAGTTTGGCCCAAATGGAGGGCTTGTCTTCTG
C
ATGGAGTACTTTGCCAACAATTTTGACTGGCTGGAGGAAAGCCTGGGCCACGTGGAGGA
T
GACTACATACTGTTTGACTGTCCTGGTCAAATCGAGCTGTACACACACCTCCCTGTGATG
AGACAACTGGTTGAACAGCTCCAGCAGTGGGAGTTCCGTGTTTGTGGTGTCTTCTTGGT
G
GACTCACAGTTCATGGTGGAGACCTTCAAGTTTATCTCTGGTATAATGGCTGCATTGAGT
GCCATGGTGGCTTTGGAGATTCCAACGGTCAACATCATGACCAAAATGGACCTGTTGAG
T
CCCAAGGCCAAGAAAGAAATTGAGAAATACCTGGACCCAGACATGTACTCAATGATGG
AG
GACAATTCTGTCTCCATTAGAAGCAAGAAGTTCAAGAAGCTGACCAAAGCCATCTGTGG
T
TTGATTGATGATTACAGC

>ssal_4029396
ATGCCTCGTTATGCTCAACTCGTGATGGGCCCCGCGGGAAGTGGAAAGAGTACCTACTG
C
TCTACACTGATCCAGCATGCAGAAGCCATAAACCGCTCTGTACAGGTGGTCAACCTAGA
C
CCAGCCGCTGAACACTTTGATTACCCGGTCATGGCAGATATCCGGGAGCTGATTATGGTG
GATGACGTGATGGAGGATGAGTCACTGAGGTTCGGCCCAAATGGAGGGCTGGTGTTCTG
C
ATGGAGTACTTTGCCAACAACTTTGACTGGCTGGAGGAGAGCCTGGGCCACGTGGAGG
AC
GACTACATACTGTTTGATTGTCCTGGTCAAATAGAGCTCTACACACACCTCCCTGTGATG
AGGCAGCTCGTAGAGCAGCTCCAGCAATGGGAATTCCGTGTTTGTGGCGTCTTCCTGGT
A
GACTCGCAGTTCATGGTGGAGACCTTCAAGTTCATCTCTGGTATCATGGCTGCTTTGAGT
GCCATGGTGTCTCTGGAGATTCCAACAGTCAACATAATGACTAAAATGGACCTGCTGAG
T
CCCAAGGCCAAAAAGGAAATTGAAAAATACCTGGACCCAGACATGTACTCAATGATGG
AG
GACAACTCTGTCACCATTAGGAGCAAGAAGTTCAAGAAACTGACCAAAGCCATCTGTG
GC
TTGATTGATGACTACAGC

>ssal_4040565
ATGCCTCGTTATGCTCAACTGGTGATGGGCCCCGCGGGAAGTGGAAAGAGTACCTACTG
C
TCTACACTGATCCAGCATGCAGAAGCCATAAACCGCTCTGTACAGGTGGTCAACCTAGA
C
CCAGCCGCAGAACACTTTGATTACCCAGTCATGGCAGATATCCGGGAGCTCATCATGGTG
GATGACGTGATGGAGGATGAGTCACTGAGGTTTGGCCCAAATGGAGGGCTGGTGTTCTG
C
ATGGAGTACTTTGCCAACAACTTTGACTGGCTGGAGGAGAGCCTGGGTCACGTGGAGG
AC
GACTACATACTGTTTGACTGTCCTGGTCAAATCGAGCTCTACACACACCTCCCTGTGATG
AGGCAGCTGGTAGAGCAGCTCCAGCAGTGGGAATTCCGTGTCTGCGGCGTCTTCCTGGT
G
GACTCACAGTTCATGGTGGAGACCTTCAAGTTCATCTCTGGCATCATGGCTGCGTTGAGT
GCCATGGTGTCCTTGGAGATCCCAACCGTCAACATCATGACCAAAATGGACCTGCTCAG
T
CCCAAGGCCAAGAAGGAAATAGAAAAGTACCTGGACCCTGACATGTACTCAATGATGG
AG
GACAACTCTGTCACCATTAGGAGCAAGAAGTTCAAGAAGCTGACCAAAGCCATCTGTG
GT
TTGATTGATGACTACAGC

##

>ssal_4051351
AGAGAAATTAAGATAATTAGCCGTGCCCACACTAAGGTCAGATCGGAGGTGAGAGGTGG
A
GGAAAGAAACCCTGGAGACAGAAGGGAAGTGGCAAAGCACGACATGGAAGCATCAGG

TCA
CCTATATGGAGAGGAGGTGGTGTTTCTCATGGACCCAGAGGACCAACCAGTTTTTACTA
C
ATGTTGCCCATGAAAGTACGTGTTCAAGGGATAAAAATTGCCCTCAGCTCCAAACTGGC
C
CAGGATTATCTCCATGTGGTTGACACTCTGAACATCCCCACACCTGACCCACAGTACCTC
ATGGACCTCATCAGATACCGACATTGGGGGGGAGTCTGTTTT

>eluc_5218114
AGGAGCTTCAAGCGAATTAGTTACGCCCACACAAAGGTCAGATCCGAGGTGAGAGGCG
GG
GGGAGAAAACCTTGGAAGCAGAAGGGAAGCGGGAGAGCCAGGCATGGGAGCATCAGG
TCC
CCTCTATGGAGAGGAGGTGGTGTTTCTCACGGACCCAGAGGACCAACCAGTTATTACTA
C
ATGTTGCCTATGAAGATACGTGTTCAAGGACTTAAGATTGCCCTTAGCTCCAAACTGGCC
CAGGATTATCTTCATGTGGTTGACACTCTGAACATCCCAACACCTGACCCAGAGTACCTA
ATGGACCTCATCAGATTCAGATACTGGGGCGAGTCTGTTTTG

>ssal_4057298
AGAAATTTCAAGAGAATTAGCCATGCCCACACTAAGGTTAGATCGGAGGTGAGTGGTGG
A
GGAAGGAAACCCTGGAGACAGAAGGGAAGTGGCAAAGCACGACATGGAAGCATCAGG
TCG
CCTATATGGAGAGGAGGTGGTGTTTCTCATGGACCCAGAGGACCAACTAGTTTTTATTAC
ATGTTGCCCATGAAAGTACGTGTTCAAGGACTAAAAATTGCCCTCAGCTCCAAACTGGC
C
CAGGATTATCTCCATGTGGTTGACACTCTAAACATCCCCACACCTGACCCACAGTACCTC
ATGGACCTCATCAGACACCGACACTGGGGGGAGTCTGTTTTG

##

>ssal_4050601
AACATCAACCTGGATCCATTAACAGAGACT-----------------------------

---TATGGAATCCCATTTTAC
CTACAGTACCTGGCCCACTGGCCTGAGTACTTCATTGTAGCAGAAGCCCCTGGTGGAGA
A
TTGATGGGTTACATCATGGGAAAGGCGGAGGGATCAGTGGCGAGAGAAGAGTGGCATG
GG
CACGTCACGGCTCTCTCAGTGGCCCCAGAGTTCAGACGACTGGGACTGGCAGCCAAGC
TT
ATGGAGATGCTGGAGGAGATCTCAGAAAGGAAGGGCGGGTTCTTTGTTGACCTGTTTGT
T
CGAGTCTCCAATCAAGTGGCGGTGAACATGTACAAACAGCTAGGCTACAGTGTTTACAG
A
ACCGTGATAGAGTACTATTCTGCTAGCAACGGAGAACCGGATGAAGACGCCTATGATATG
AGGAAAGCCTTGTCGAGTGACACAGAGAAGAAGTCCATCGTTCCTATACCACATCCTGT
C
AGACCAGAAGATATAGAA

>ssal_4061532
AACATCAACCTGGATCCATTGACAGAGACG----------

----------TACGGAATCCCATTTTAC
CTACAGTACCTGGCCCACTGGCCAGAGTACTTCATTGTTGCAGAGGCCCCTGGTGGTGA
A
TTGATGGGTTACATCATGGGAAAGGCAGAGGGATCAGTGGCTCGAGAAGAGTGGCATG
GC
CACGTCACAGCTCTCTCTGTGGCCCCAGAGTTCAGACGACTGGGACTGGCAGCCAAGC
TT
ATGGAGATGCTGGAGGAGATCTCAGAAAGGAAGGGTGGGTTCTTTGTTGATCTGTTTGT
G
CGAGTCTCCAATCAAGTGGCGGTGAACATGTACAAACAGCTAGGCTACAGCGTTTACAG
G
ACCGTGATAGAGTACTATTCTGCTAGCAATGGAGAACCGGATGAAGACGCCTATGATATG
AGGAAAGCCTTGTCGAGAGACACCGAGAGGAAGTCCATCATTCCTATACCACATCCTGT
C
AGACCAGAAGATATAGAA

>eluc_5215396
AACATCAACCTGGATCCATTGACAGAGACT----------

----------TATGGAATCCCATTTTAC
CTTCAGTACCTGGCCCACTGGCCTGAATATTTCATAGTTGCAGAAGCCCCTGGTGGAGA
A
TTGATGGGTTACATCATGGGTAAGGCAGAGGGATCAGTGGCGCGGGAAGAGTGGCACG
GA
CATGTCACGGCTCTCTCGGTTGCCCCGGAGTTCAGACGACTGGGGCTGGCAGCCAAGCT
C
ATGGAGATGCTGGAAGAGATCTCGGAAAGGAAGGGCGGCTTCTTCGTGGATTTGTTTGT
G
CGAGTTTCTAATCAAGTGGCAGTGAACATGTACAAACAACTGGGCTACAGTGTTTACAG
G
ACTGTGATAGAGTACTACTCTGCAAGCAACGGTGAACCGGATGAAGACGCATACGACAT
G
AGAAAAGCCTTGTCGAGAGACACAGAGAAGAAGTCCATCATTCCTCTACCACATCCTGT
C
AGACCAGAAGATATAGAA

##

>ssal_4057296
AAAACCCTGAAGGGCAAGAGGTCATGCCACACCGGCTTGGGCAGGACCGCAGGCTGG
AAC
ATACCCATGGGTCTCATCCACCAGGAGACTAAAGACTGCGACTTCACTAAGTACTTCAG
T
AAGGGCTGTGCTCCTGGATCTGAGGTGGGCTCTCCCTTCTGTGCCCAGTGTAAGGGCAG
T
GGGAAGGCCAGGGGAGGAGATGAGGACAGGTGCAAAGCCAGGTCTGAAGAGCAGTAC
TAC
GGCTATACTGGAGCCTTCAGATGTCTGGTTGAAGGTGCTGGAGATGTTGCCTTCATTAAA

CACACTATTGTACCAGAGAGCACTGATGGTAATGGTCCAGATTGGGCAAAGGACCTGAA
G
TCCTCTGACTTTGAACTACTCTGCCAAGATGGTACTACTCAGCCAGTCACAAAGTTCAGT
GAGTGCCACCTGGGCAAGGTGGCCGCCAATGCTGTGATAACACGCCCAGAGACCCGTG
GA
GACGTTGTGTCCATCCTTCTGGAGCTGCAGGCCAAGTTCGGCTCAAGCGGCAGCGATTC
C
TCATTTAGAATGTTCCAGTCTTCTGTTGAAAAGAACTTTCTCTTCAAGGATTCCACAAAG
TGTCTCCAGGAGATCCCAAAAGGCACCAAATTCCAGGATTTCCTTGGGAAAGAGTACAT
G
ATCGCCATGCAATCGCTCAGGAAGTGCTCCGACAGTACCTCAGATTTGGAGAAGGCATG
C
ACTTTC---

>eluc_5217870
AACACGCTGAAGGGCAAAAGATCCTGCCACACTGCAAAAGGAAGAACGGCAGGCTGG
AAC
ATTCCCATGGGTCTTATCTACAATAAGACAAAGGACTGTGACTTCAGTAAATACTTCCCT
AAGGGCTGCGCCCCTGGATCTGAGGCCGGTTCTACCTTCTGTGATCAGTGTGTGGGCAA
A
GCTACGACTGTGGGGGGAGATGTTTTCAAGTGCCAAGCGAACACTGATGAACAGTACTT
C
GGCTACACTGGAGCCTTCAGATGTCTGGTTGAAGGACGTGGAGATGTTGCCTTCATCAA
A
CACTCTATCGTGTCAGAGAACACTGATGGGGAAGGTGCAGATTGGGCTAAGAATCTGAA
G
TCTGCTGACTATGAGCTGCTTTGCCTGGATGGCAGCACCAAGCCAATCGACAAGTACAC
A
GAGTGCCACCCGGCCCAAGTGCCCGCCCACGCTGTGATAACCCGCCAGGACAGCCGCA
GA
GTTGTGACAACCTTCCTCCAGGACCAGCAGTCCAAGTTCGGTTCTGAG---AGCAGCAGC
ACATTCAGATTGTTCAAGTCAGAAGGAGGAAGTAACTTGCTCTTCAAAGATTCCACTAA
A
TCCCTCCTGAATATTCAATCT---CAGTCATTCAAGGATTTCCTAGGGAATGAGTACATG
ACTGCAATGGAATCTCTCAGGTCTTGCTCTGACACGGCCTCAGATCTTGAGAAGTCTTG
C
CAATTC---

>ssal_4061383
AAAACCCTGAAGGGCAAGAGGTCATGCCACACCGGCTTGGGCAGGACCGCAGGCTGG
AAC
ATACCCATGGGTCTCATCCACCAGGAGACTAATGACTGCGACTTCACTAAGTACTTCAGT
AAGGGCTGTGCTCCTGGATCTGAGGTGGGCTCTCCCTTCTGTGCCCAGTGTAAGGGCAG
T
GGGAAGGCCGTGGGA---
GATGAGTACAGGTGCAAAGCCAGGTCTGAAGAGCAGTACTAC
GGCTATACTGGAGCCTTCAGATGTCTGGTTGAAGATGCTGGAGATGTTGCCTTCATTAAA
CACACTATTGTACCAGAGAGCACTGATGGTAATGGTCCAGATTGGGCAAAGGACCTGAA
G
TCCTCTGACTTTGAACTCCTCTGCCAGGATGGTACTACTCAGCCAGTCACAAAGTTCAG
T
GAGTGCCACCTGGCCAAGGTGCCCGCCCATGCTGTGATAACACGCCCAGAGACCCGTG

GA
GACGTTGTGTCCATCCTTCTGGAGCTGCAGGCCAAGTTCGGCTCAAGCGGCAGCGATTC
C
TCATTTAGAATGTTCCAGTCATCTGTTGAAAAGAACTTGCTCTTCAAGGATTCCACAAAG
TGTCTCCAGGAGATCCCAAAAGGCACCAAATACCAGGATTTCCTTGGGAAAGAGTACAT
G
ATCGCCATGCAATCGCTCAGGAAGTGCTCCGACAGTACCTCAGATTTGGAGAAGGCATG
C
ACTTTCCAT

##

>ssal_4051083
ATGGCACCATGGATTATTCAAATTGCCTTGGTGGCAATGAGTATCTTAACCGAAACTACT
GAAGGAAAAAAAGACAAGGTGCTGTATTGTTCAGCATGCAGGGCTATTGTTGATGAGCT
C
AATTATTCAATCAGTCAGATTGATCCAAAGAAGACTATCCATGTGGGAGGCTTCAGACTC
AAGCCTGATGGGAGCCTGACTGATAAAAAGGTCCCTCTTGCTAGGTCTGAGTCCAACTT
G
AGTGAGCTTCTGGATGGAGTTTGTGGTAGCATGAGTGACTATGCTCTTCATATGGACCCA
GACACCAAGATAAAGCAATACAAAAGATTTGCTCCAAGAAGTTCTGATGCTGGGGATTT
T
CCTGATTTTAACAATTTCAAGTTTGATGGCCCAGAGGGATCCAATGCCCTAAAATTTGTG
TGTGAAAGCATTGTGGAGGAGTTTGAAGATTATATCATCTCTCTCTTTGCCAAAGAGACC
GACCATGTGGTCGACAAGTTATGCAATGAAGTATCAGATCACTGTAAAGGCACCAAATT
C
CAGAGTGATGAACTA

>ssal_4060110
ATGGCATCATGGATTATAAAAATTGCCTTGATGGCAATGAGTATCTTAATCGAAACTACT
GAAGGGAAAAAAGACAAGGTGCTGTATTGTTCAGCATGCAGGGCTATTGTTGATGAGCT
C
AAGTATTCAATCAGTCAGATTGATCCGAAGAAGACCATCAATGTGGGAGCCTTCAGACT
C
AAGCCTGATGGGAGCCTGGCTGATAAAAAGGTCCCTCTTGCTAGATCTGAGACCAACTT
G
AGTGAGCTTCTGGATGGAGTTTGTGGTAGCATGAGTGACTATGCTCTTCATGTGGACCCA
GACACCAAGAAAAAGCAATACAAAAGATTTGCTCCAAGAAGTTCTGATGCCGGGGATTT
T
CCTGATTTTAACAATTTCAAGTTTGATGGCCCAGAGGGATCCAATGCCCTAAAATTTGCG
TGTGAAAGCATTGTGGAGGAATTTGAAGATGGTATCATCTCTCTTTTTGCCAAAGAGACA
GACCATGTGGTCGAGAAGTTATGCAATGAAGTATCAGATCACTGTAAAGGCACCAAATT
C
CAGAGTGACGAACTA

>eluc_5216831
ATGGTAGCATGGATTATTCAAATTGCCATGGTGGCAATGAGTATCTTAATCGAAACTGCT
GAAGGGAAAAAAGACAAGGCGCTGTATTGTTCAGCATGCAGGGCTGTTGTTGATGAGC
TC
AATTATTCAATCAGTCAGATTGATCCAAAGAAGACCATTCACGTGGGAGGTTTCCGACTC
AACCCTGATGGAAGCCTGACCGATAAAAAGGTCCCTCTTGCTAGATCTGAGGCCAACTT

G
AGTGAGCTCCTGGAGGGAGTTTGTGATAGCATGAGTGACCATGCGCTGCATGTGGATCC
A
GACACCAAGAAAAAACAATACAAGAGGTTTGCTCCAAGAGGTTCCGACACTGGGGATT
TT
CCTGATTTTAACCATTTCAAGTTTGATGGTCCAGAGGGATCCAATTCCCTAAAGTTTGCG
TGTGAAAGCATTGTGGAGGAGTTGGAAGATGATATCCTCTCTCTGTTTGCCAAAGAGAC
T
GACCATGTGGTCGACAAGTTATGCAATGAAGTATCAGATCACTGTAGAGATGCCACATTC
CAGAGTGATGAACTA

##

>ssal_4043115
ATGGAGTTGTCTGAGTCCGTGCAGAAAGGGCTGCAGTCTCTAGCAGACGCGACGTTTTT
C
GACATGAAAACCTTCTCACTGTTGATAGAAGTGGCTTTTCGCAGTTTGCTATCAGCCCAT
GCAGATCGTAGTGTTCTCGATCAGCCTGAATTTAAAGCTCTTGACCAGAAGTTGCTGAA
A
CATTGTCACACTGCTGCCACGACCTGCATACTGGAGGGGGTCAAACAAAATGCTGACAA
A
TCCACTATAAGTGCGTGTCTGGAGGATGTTAGTTTTGATGCGGAGAGAACAGAAGTATTC
TACACTACATAC

>ssal_4086460
ATGGAGTTGTCTGAGTCGGTGCAGAAAGGGCTGCAGTCTCTAGCAGAGCCGACGCTTTT
C
GACCTGAAAACTTTCTCCGTGTTGATAGAATTAGCCTTTCGCAGCTTGCTAACCGGCCAT
GCCGACCGTAGTGTTCTCGATCAACCTGAATTGAAACGTATTGACCAGAAGTTGCTGAA
A
CATTGTCACACAGCTGCCACCACCTGCATACTGGAGGGGGTCAAACAAAACGTGGACA
AA
TCCACTATAAGC---TTGTGACTGGAGGATGTCAGGTTTGACGGGGAGAGAACAGATGTA
TTCTACATCACA

>eluc_5219917
ATGGAGTTGTCAGAGTCTGTGCAGAAAGGTCTGCAGTCTTTAGCAGACCCGATGCTTTT
C
GACCTGAAAACCTTTTCAGTTTTGATTGAAGTGGCATTTCGAAGCTTGGTATCCGCTCAT
GCCGACTCTAGTGTTCTCGATCAACCTGAATTTAAACGGATTGACCAGATGTTGCTGAAA
CATTGTCACAACGCTGCCACAACGTGTATACTGGAGGGGGTCAAACAAAACGCTGACA
AA
TCCACCATAAGCTCCTGCCTTGAGGACCTTAGGTTTGATGCAGAGAGAACAGATGTATTC
TACAGCATTTAC

##

>eluc_5216492
ATGGATAAGAAAATAGAAGTTGATAACCTTGAAATGCGTCTTGATACGCTGGAAAGTCG
T

ATATACGGTGAAAGAAGAAACAAGGGAGGGAAACCGGTGAAGTGTACAGATTCCCTCT
CC
AGAATTCAGGTCGCCCTTGCCAACACTGCAAATAAGAGGGAGCGAGTGAAGATTCTCC
AC
AAAAAAATTGAGGACCTGTTGAAGTATTTGGACCCCCAGTTCACTGACCACATCACGGT
T
CCAGATTCCATGAAGCTGGAATTTATACTTGCTGAGGAGGATTTTTTGCTTTCCCAGGCC
ACCCTTCTGGAGCAGGTCAGCAGTCTCCAGCCACTACTGGACAGCAACTACATCAGAGA
T
GTGCCAGAGCATGCCACCAAGCTGCAGCGTTTGTCCCAGATTCACATCAAACAGCAGG
AC
CAAACTGAGGCCCAGTCCTTAGAGGTGAAGAAGCTGTTTGAGGAGTATAACAAAATGAT
G
TTCCTGCTGTCCAAGCAGTTCACTCAATGGGATGAGAGTCTGCGGAAAGTGGAGGAGG
CA
AAGGGCATCCGTCAAGTGGAG

>ssal_4059072
ATGGATAGGAAATTTGAAGTTGATAACCTCGAAACGCGTCTTGAGACGCTGGAAAGTCG
T
ATATACGGTGAAAGAAGGAACAAGGGAGGGAAACCCGTGAAGTGCGCGGATTCCCTCT
CC
AGAGTTCAGTCCGCCCTTGCAAACACTGCAAATAAGAGGGAACGAGTGAAGATTCTAC
AC
AAAAAGATTGAGGATCTGCTGAAGTATCTGGACCCTCAGTTCACTGACCATATCACTGTT
CCTGATGCCATGAAGCTGGAATTCATCCTTGCTGAGGAAGACTTCCTCCTTTCCCAGGCC
ACCCTTCTGGAGCAGGTCAGCAACCTCCAGCCACTATTGGACAGCAACTACATCAGAGA
T
GTGCCAGAGCATGCCACCAAGCTACAGCGTTTGTCTCAGATTCACATCAAAGAGCAGGA
C
CAAACTGAGGCCCAGTCCCTAGAGGTGAAGAAGCTGTTTGAGGAGTATAACAAAATGAT
G
TTCCTGCTGTCCAAGCAGTTCACCCAGTGGGATGAGAGCCTGCGGAAAGTGGAGGAGG
CA
AAGGGGATCCGTCAAGTGGAG

>ssal_4048246
ATGGATAGGAAAGTTGAAGTGGATAACCTCGAAACGCGTCTTGAGACGCTGGAAAGTC
GT
ATATACGGTGAAAGAAGGAACAAGGGAGGGAAACCCGTGAAGTGCGCGGATTCCCTCT
CC
AGAGTTCAGGCCGCCCTTGCAAACACTGCAAATAAGAGGGAACGAGTGAAGATTCTAC
AC
AAAAAGATTGAGGACCTGCTGAAGTATCTGGACCCTCAGTTCACTGACCACATCACTGT
T
CCTGATGCCATGAAGCTGGAATTCATCCTTGCTGAGGAGGACTTCCTGCTTTGCCAGGC
C
ACCCTTCTGGAGCAGGTGAGCAACCTCCAGCCACTATTGGACAGCAACTACATCAGAGA
T
GTGCCAGAGCATGCCACCAAGCTACAGCGTTTGTCTCAGATTCACATCAAAGAGCAGGA
C
CAAACTGAAGCCCAGTCCCTAGAGGTGAAGAAACTGTTTGAGGAGTACAACAAAATGA

TG
TTCCTGCTGTCCAAGCAGTTCACCCAGTGGGATGAGAGCCTGCGGAAAGTGGAGGAGG
CA
AAGGGCATCCGTCAAGTGGAG

##

>ssal_4042614
AGGGAAAAAGATGGTCGACCAGGGAAACCGTCAGGAAAGGAATCTCAACCTTTGATTA
TA
GCCAAAACTCCGGCAGAGGAGCAGCGCCTTAAATTGGAGAGATTGATGAGAAACCCTG
AT
AAACCTGCTCCTATCCCAGACCGACCAAAAGAATGGAACCCTCGGGCTCCTCCGGAGTT
T
GTGCGGGACGTGATGGGCTCCAGTGCAGGGGCTGGCAGTGGAGAGTTCCATGTGTACA
GA
CACCTTCGCAGGCGAGAGTATCAGAGACAGGACTTCCTGGACAAGATGACTGAGAAGC
AA
AAGATGGATTTGGACTATCTTGACAAGGTGTCAGATAACCAACAGGCAGCTGATGAAAG
A
ACAGCCAAACGCAGGAAGAAAAGGGAAAAGCTGAAGCAGAAGAAGCTTATGGCAAAG
AAA
GCCAAGCAGGAAGCCAACAATGTTGAAGATTCTGAGAAGTCCTCCTCCAGCGGTGAAG
AG
GATGACCAGGAGAGGGAGGCTGAGGATGATGCAGAGGCACCCAGCTTCGTCATGGGGA
AG
AGG

>ssal_4029944
AAGGAAAAAGATGGGAGACCAGGGAAACCGCCAGGAAAGGAATCTCAACCTTTGATTA
TA
GCCAAAACTCCAGCAGAGGAGCAACGCCTGAAGTTGGAGAGATTGATGAGAAACCCTG
AT
AAACCTGCACCTATCCCAGACCGACCGAAAGAATGGAACCCCCGGGCTCCTCCGGAGT
TT
GTGCGGGATGTGATGGGCTCCAGTGCAGGAGCTGGAAGTGGAGAATTCCATGTGTACAG
A
CACCTTCGCAGGCGAGAGTATCAGAGACAGGACTTTCTGGACAAGACGACTGAGAAGC
AA
AAGATGGATTTGGACTATCTTGACAAGGTGTCAGATAACCAACAGGCAGCTGATGAAAG
A
ACAGCCAAACGCAGGAAGAAAAGGGAAAAGCTGAAGCAGAAGAAGCTTATGGCAAAA
AAA
AGCAAGCAGGATGCCAACAAAGGTGAAGATTCTGAGAAGTCCTCCTCCAGCAGTGAAG
AG
GACGACCAGGAGAGGGAGGCTGAGGATGATGCAGAGGCGCCCAGTTTCGTCATGGGGA
AG

>eluc_5217386
AAGGAGAAAGAAAAGCGACCGGGGAAACCTCCAGGAAAGGAATCTCAACCTTTGATTA

TA
GCCAAAACCCCAGCTGAAGAGCAACGCTTGAAGCTGGAGAGGTTGATGAGAAACCCTG
AT
AAACCTGCTCCTATTCCAGAACGACCAAAAGAATGGAACCCACGGGCTCCACCAGAGT
TT
GTGCGGGATGTGATGGGCTCCAGTGCAGGTGCTGGCAGTGGAGAGTTCCATGTGTACAG
G
CACCTTCGCCGACGAGAGTATCAGAGACAGGACTTCCTGGACAAGATGACAGAGAAGC
AA
AAGATGGATTTGGAATATATTGACAAGGTGGCACAAAACCAGCAGGCGGCTGATGAAAG
A
ACAGCCAAACGCAAGAAGAAAAGGGAAAAGTTGAAGCAGAGGAAGAACATGGCAAA
GAAA
GCCAAGGAAGAGGCTACCAAAGGTCAAGATTTGGAGAAATCCTCCAGCAGT---
GAAGCA
GATGATCAGGACGGAGAGGCTGAGGATGATGCGGAGGCTCCCAGCTTCATTATGGGGAA
G
AGG

##

>ssal_4054783
ATGTCGAGTGTGCCTGCTCCCAATCGTTCATCCGCCGGCTGGCCGCGC---GGGGTCAGT
CAGTTCGGCGGGAACAAATACATGAGCGCGCCTGCAAAACCGCTCAGCCTGGAGAGAA
CC
ATTAATTTATACCCTCTCACCAACTACACATTTGGGACCAAGGAGCCTCTGTATGAGAAG
GACAGTTCAGTGGCAGCACGGTTCCAGAGGATGCGGGAGGAGTTTGACAAGCTGGGCA
TG
CGGAGGGCGGTGGAGGGAGTGCTTATTGTCCATGAACACAGGTTGCCCCATGTACTGCT
G
TTGCAACTGGGAACCACCTTCTTCAAACTGCCAGGTGGAGAGCTGTGCCCCGGGGAGG
AT
GAGGTGGATGGGCTGAAACGCCTGATGACAGAGATCCTGGGCCGGCAGGACGGGGTGA
AG
CAGGATTGGGTGATCGATGACTCCATCGGAAACTGGTGGCGCCCCAACTTTGAACCCCC
A
CAGTATCCCTACATTCCAGCCCACATCACTAAACCCAAGGAGCATAAAAAGCTCTTCTTG
GTTCAACTGCAGGAAAAAGCTCTGTTTGCAGTCCCAAAGAACTACAAACTGGTGGCAG
CC
CCTCTGTTTGAGCTTTATGACAACGCCCCCGGCTATGGCCCAATCATATCCAGCCTACCG
CAACTACTAAGCAGGTTCAACTTTATCTACAAC

>eluc_5221350
ATGTCAGGTTTGCCGACTCCGAACCGCTCATCTGCCGGCTGGCCGCGC---GGTGTCAAT
CAGTTCGGGGGAAACAAATACATGAGCGCGACGGCGAAACCTCTCACCCTTGAGAGAA
CT
ATCAACTTATATCCTCTCACCAACTATACATTCGGTACCAAGGAGCCACTCTATGAAAAG
GATAGTTCAGTGGCAGCACGGTTCCAGAGGATGCGCGAAGAGTTTGACAAAATGGGAA
TG
CGTAGGACGGTGGAGGGAGTGCTGATTGTCCACGAGCACAGGTTGCCCCATGTATTGCT
G

CTCCAGCTGGGGACCACCTTCTTCAAACTGCCAGGTGGGGAGCTTAGCTCAGGAGAGG
AT
GAGGTGGATGGACTGAAGCGCCTGATGACAGAGATTTTAGGCCGACAAGACGGGGTTA
AG
CAAGACTGGGTGATTGATGACTGCATTGGAAACTGGTGGCGCCCAAACTTTGAGCCCCC
A
CAATATCCCTACATTCCAGCCCACATTACTAAGCCCAAGGAGCATAAAAAGCTCTTTCTG
GTTCAACTGCAGGAAAAAGCTCTGTTTGCAGTCCCAAAAAACTACAAACTGGTCGCAG
CC
CCTCTGTTTGAGCTCTATGACAACGCCCCCGGTTATGGGCCAATCATATCCAGCCTACCG
CAGCTACTAAGCAGGTTCAACTTTATTTACAAC

>ssal_4045571
ATGTCGGTTGTACCT---CCCAACCGACCTTCAACCGGTTGGCCACGCCGTGGACTGAAC
CAGTTC---GAAAACAAATACATCAGCCCGCCTTCCAAACCTCTCACGCTGGAGAGAACC
ATCAACTTATATCCCCTCACGAATTACACGTTTGGCACAAAGGAACCTCTCTACGAGAAG
GATAGCTCGGTGGCGGCTCGGTTCCAAAGGATGCGCGAGGAGTTCGAAAAAATAGGCA
TG
AGGCGAGCAGTGGAGGGTGTTCTGATCGTACACGAGCACAGGCTACCACACGTTCTACT
G
CTGCAGTTGGGGACAACCTTTTTCAAACTTCCTGGTGGAGAATTGAATGCAGGGGAGG
AC
GAAGTGGAAGGACTGAAGCGATTGATGACAGAGATCCTGGGGCGTCAGGATGGAGTGA
AG
CAGGACTGGGTGATCGATGACTCTATTGGAAACTGGTGGAGACCCAACTTTGAGCCCCC
A
CAGTACCCCTACATCCCAGCACACATTACCAAACCCAAAGAGCACAAGAAGCTCTTCTT
G
GTTCAGTTGCAGGAAAAAGCACTGTTTGCAGTGCCCAAGAACTATAAGCTGGTGGCTGC
C
CCTCTGTTTGAGCTGTATGACAATGCCCCAGGCTACGGGCCAATCATATCCAGTCTCCCA
CAACTGCTGAGTAGGTTCAACTTCATATACAAT

##

>ssal_4061177
ATGAGGAACATTTGGATCATTTTGACCCTCGGCATAACAGCCTTTCTCTCGGGGGAAAG
G
ATAGCGGACGCGGCCAAGTCGTCCTCCGAAGTGGATGATCTTTTCATTGACGACACAGG
G
TCCGGGGGTTACTACCCTGAGGACGACGACGACTTTACCTCGGGGTCAGGATCAGGCAT
T
GCTGAGGAGGTGATCGAGGAGGCGGTGACCGTGAGCACGCTGTACATTGCGCCCAAAG
CA
GAACCCACCCAGGACTCCACCAAAGACTTCACTCCCAGAGTGGAGACAGACACGCCCA
GA
GAAAACCTGCCTAGGGAAAAGTCCAGGAAGCCAGTCAGAACAGAGCCCCCAGTACCC
GTC
ACCGAGGACGTGCGCAAGAACCAGATCACCAGCACCCTC---------AGCTCCCCCCTG
GAGCCCATCGATGTTCGCTCGGAAAACCTCTTCCAGAGGACGGAGGTGCTGGCAGCTG
TC

ATTGCGGGTGGAGTTATTGGCTTCCTCTTCGCCATCTTCCTCATCCTCCTCTTGGTTTAC
CGCATGAGGAAGAAGGACGAGGGCAGCTACGACCTGGGAGAGAGGAAACCCTCTGGG
GCA
GCATATCAGAAGGCCCCAACCAAGGAGTTTTATGCA

>ssal_4046156
ATGAGGAACATTTGGATAATTTTGACCCTCGGCATGACGGCCTTTCTCTCGGGGGAAAG
G
ATAGCGGATGCGGCCAAGTCGTCCTCCGAAGTGGATGAACTTTTCATTGACGACACAGG
G
TCCGGGGGTTACTACCCTGAGGACGACGACGACTTTAACTCGGGGTCAGGATCAGGCAT
T
GGTGAGGAGGTGATCGAGGAGGCGGTGACCGTGAGCACGCTGTACATTGCGCCCAAAG
CA
GAACCCACCCAGGACTCCACCAAAGACTTCACTCCCAGAGTGGAGACAGACACGCCCA
GA
GAAGACCTGCCAAGGCAAGCGCCCAGGAAGCCAGTCCGAACAGAGCCCCCTGTACCCG
TC
ACAGAGGACGAGCGTAAGAACCAGATCACCAGTACCACCGGCGTCCCCAGCTCCCCCC
TG
GAGCCCATCGAGGTGCGCTCGGAAAACCTCTTCCAGAGAACAGAGGTGCTGGCAGCTG
TC
ATTGCGGGCGGAGTTATTGGCTTCCTCTTTGCCATCTTCCTCATCCTCCTCTTGGTTTAC
CGCATGAGGAAGAAGGACGAGGGCAGCTACGACCTGGGAGAGAGGAAACCCTCTGGG
GCA
GCATATCAGAAGGCCCCAACCAAGGAGTTTTAT---

>eluc_5218164
ATGAGGAACATTTGGATAATTTTGACCCTCGGCATAACGGCCTTTCTCTCAGGCGAAAGG
ATAGCAGAAGCGGCCAAGTCATCCTCCCAAGTGGATGACCTTTACATTGATGACACAGG
G
TCTGGGGGGTACTACCCTGAAGATGACGACGACTTTAACTCGGGGTCAGGATCAGGCAT
T
GGT---GAGGTGATTGAGGAGACGGTGACTGTGAGCACTCTGTATATTGCGCCAAAAGCA
GAACCCACCAAGGACTCCACCAAAGACTTCACTCCCAGAGTGGAGACAGCCACACCCA
GA
GAAGATCTGCCCAAGGAAACACCCAGGAAGCCAGTCAGAACAGAGCCCCCAGTTCCCG
TC
ACAGCGGATGTGCGCAGGAACCAGATCACCAGCACAACCAGCGCCCCCAGCTCCCCCC
TG
GAGCCTATTGAGGTGCGCTCAGAAAGCCTTTTCCAGAGAACAGAAGTCTTGGCAGCCG
TC
ATTGCGGGAGGAGTTATTGGCTTCCTTTTCGCTATCTTCCTCATCTTACTTTTGGTTTAC
CGCATGAGGAAGAAGGATGAGGGAAGCTACGACCTGGGAGAAAGGAAACCCTCCGGG
GCA
GCCTATCAGAAGGTACCAACCAAGGAGTTTTATGCG

##

>ssal_4035583
CTGCTCATCGCCTTGAATAGCACTGATGGGCGCAAGGTGCCGAAAGTGGGTATTGTTGG

T
GGCAGAGAGGCTGCTCGCAACTCTCGTCCCTACATGGCTTCCCTTCAGTCTCGTGGTCA
A
CACATCTGTGGAGGAGTTCTGGTGAGAGAGGATTTTGTCCTCACCGCTGCTCACTGTGA
C
GGACGATACAAGGTGGTTCTTGGGGCTCACGACTTGTCAGAGGATGAAAATTCACAACA
A
GTATTGGATGTGGTTCGATCCATTCCACATCCGAGGTATGGGGACAACCTGGAGAATGAC
ATCATGCTTCTCAAGTTGAGAGGGAGGGCCACCCTCAACACAGCGGTACAGTTGATCCC
T
CTGATGAATGGCTCTATGGCTGAGGGAAGCATGTGCACCACGGCCGGCTGGGGGGATAT
A
GGTGATAATGGCACACTACCAGACAAGTTGCAGGAGGTCAACGCCACCATCGTCCCTCC
C

>eluc_5219876
---TTCATCGCCTTGAATGGAACTGTTGGGCGTGAGATTCCCAATGTGGGTATTGTTGGT
GGAAGTGAGGCTGCTCCCAACTCTCGTCCCTACATGGCATCCCTGCAGTCCCAAGGTCA
G
CATGACTGTGGTGGAGTTCTGGTGAGAGAGGATTTTGTCCTCACTGCTGCTCACTGTGA
T
GGGAAATACAGGGTGGTTCTTGGAGCTCATAACTTGTCAAATGATGAAAATTCCCAACA
A
GTATTTGAAGTGGATCGATACATTCCACACCCCAGGTTTGGGGACAACCTGGAAAATGA
C
ATCATGCTTCTCAAGTTGAAAGGACGGGCCACCCTAAGCGCGTCGGTGCAGCTGATTCC
T
CTGATGAACGGTTCAGTAGCTGAGGGAACTGTGTGCTCCACTGCAGGCTGGGGGGTCAT
C
GACAATGATGATACCCTACCAGACACACTGCAGGAGGTCAATGCCACCATCATCTCACC
C
AGA

>ssal_4062028
---ATCATCGCCTTGAATGGCACTGAAGGGCGCAAGGTGCCGAAGGTGGGTATTGTTGGT
GGAAGAGAGGCAGCTCGCAACTCTCGTCCATACATGGCTTCCTTACAGTCCCGAGGTCA
A
CATATCTGTGGAGGAGTTCTGGTGAGAGAAGATTTTGTCCTCACTGCTGCTCACTGTGAC
GGGCGTTACAGGGTGGTTCTTGGGGCTCACGACTTGTCAAAGGATGAAAATTCACAACA
A
AAATTCAATGTGGCTAAATACATTCCACACCCCAGGTTTGGGGCCAACCTGGAGTATGAT
ATCATGCTTCTCAAGTTGAGAGGGAGGGCCACCCTGAACAGAGCAGTGCAGCTGATCC
CG
CTGATGAATGGTTCGATGGCTGAGGGAAGCCTGTGCACCACGGCTGGCTGGGGGGACAT
A
GATGATAACGGCACCCCACCAGCCAAGCTGCAGGAGGTCAACGCCACCATCATATCACC
C
AGA

##

>ssal_4053207
TGTGGCCTTATCAAAGGGAATGAGAAGATTGTGAAGCTGCTGGACAGAGTGAAACCAG
AG
ATCCTATCACTGAGGGAGACCATCATTACAGTGTCCTGCTGGATTCAGCATCTCATCCCC
AAAATAGAGGATGGGAACGACTTTGGCGTTGCAATCCAGGAGAAAATCTTGGAGAGAA
TA
GCTGCAGTGAAGACAAAAGTGGACGGCTTCCACACCAACATTAACAAGTACTTTTCAG
AG
AGAGGTGATGCAGTGGCTAAAGCCTCCAAGTCAACCCACGTGATGGACTACCGCTCACT
G
GTCCATGAGAAAGATGAGGCCGTCTACTCTGACATCAGAGTCATCCTCCTGGACATCCG
T
GGCTTCTATGTGGAACTGTATGACATCATCAGCAAGAACCTGGAAAAAGTGACC---

>ssal_4039745
TGTGGCTTCATCAAAGGGAATGAGAAGATTGTGAAGCTGCTTGACAGAGTCAAACCAG
AG
ATCCTAGCACTGAGGGAGACAATCATTACAGTGTCCTGCTGGATTCAGCATCTCATCCCC
AAAATAGAGGATGGGAATGACTTTGGCGTTGCAATCCAGGAGAAAATCTTGGAAAGAAT
A
GTTGCAGTGAAGATCAAAGTGGACGGCTTCCACACCAACATTAACAAGTACTTTTCAGA
G
AGGGGTGATGCAGTGTCTAAAGCCTCCAAGTTAACTCATGTGATGGACTACCGCTCTCT
G
GTCCATGAGAAGGATGAGGCTGTTTACTCTGACATCAGAGTCATCCTTCTGGACATCCGT
GGCTTCTATGCGGAACTGTATGACATCATCAGCAAGAACCTGGAAAAAGTGACT---

>eluc_5219336
---GGATTCATCAAGGGCAATGAGAAGATTGTGAAGCTACTGGACAAAGTGAAACCAGAG
ATCCTTGCATTGAGGGAGACCATAATTACAGTATCCTGCTGGATTCAACATCTCATCCCA
AAAATAGAGGATGGGAATGACTTTGGTGTTGCAATCCAGGAGAAAATCCTGGAGAGAAT
A
ACGGCAGTGAAGACCAAAGTTGATGGATTTCACGCCAATATTAACAAGTACTTTTCAGA
G
AGGGGGGACGCAGTGGCCAAAGCCTCCAAGGAAACCCATGTGATGGACTACCGCTCAT
TG
GTCCACGAGAAGGATGAGGCAGTCTACTCAGAAATCAGAGTCATCCTCCTTGACATCCG
T
GGCTTCTATGCGGAACTGTATGACATCATCAGCAAGAACCTGGAAAAAGTGACAAAT

##

>ssal_4061210
TTCCAAATCGCCATGGAGAACATCCACTCTGAGATGTACAGCCTGCTCATTGACACCTAC
ATCAAAGACCCCAAAGAGAGGGACTACCTCTTCAATGCCATTGAAACTCTCCCCTGTGT
G
AAGAGGAAGGCTGATTGGGCCCTGAACTGGATCGGTAACAAAAATGCTGGATTTGGTG
AG
CGTGTGGTTGCATTTGCGGCTGTTGAGGGGATCTTCTTCTCTGGGTCCTTTGCTGCCATT
TTCTGGCTGAAGAAGAGGGGGCTCATGCCTGGCCTGACCTTCTCAAATGAGCTCATCAG

C
AGAGACGAGGGCCTGCACTGTGACTTTGCCTGCCTCATGTTCAAGCACCTGGTGCACAA
G
CCCTCAAAGGAGACTGTCACCAAGCTCATCAGGAACGCAGTGGAGATTGAGCAGGAGT
TC
CTGACGAAGGCCCTTCCAGTAAAGCTGATTGGCATGAACTGTGACCTGATGACCCAGTA
C
ATAGAGTTTGTGGCTGACAGGCTGATGCTGGAGTTGGGCTTTGACAAGATCTACAGAGT
G
GAGAATCCTTTTGACTTCATGGAGAACATCTCACTGGAGGGCAAGACTAACTTCTTTGA
G
AAGCGAGTAGGGGAGTACCAGAGAATGGGTGTGATGTCTGGCACCACAGACAACGCCT
TC
CGGCTGGATGCTGAC---

>eluc_5216600
TTCCAGATACTCATTGAGAACATCCACTCTGAGATGTACAGCCTGCTCATCAACACCTAC
ATCAGAGATTCCAAAGAAAGGGAGTATTTGTTCAATGCCATTCAGACTATGGCATGTGTG
AGAAGGAAAGCAGCCTGGGCACTGCAGTGGATCTCAGACAAAAAGTCCACTTTTGGAG
AG
CGGTTAGTTGCCTTTGCAGCAGTGGAGGGAATCTTCTTCTCAGGGTCATTTGCTGCCATC
TATTGGTTAAAAAAGAGAGGCCTGATGCCGGGACTCACCTACTCCAATGAGCTCATCAG
C
AGAGATGAGGGTCTGCACTGTAATTTTGCCTGTCTGCTGTTCAGCCACATAGTGAAGAA
A
CCTTCAGAGGACCGGGTCAAGGACATTATCACCAAAGCTGTCAGTATTGAGCAGGAGTT
T
TTGATGGAGGCATTGCCTGTGGACCTCATAGGGATGAATAGTGCGCTGATGAAGCAGTA
C
ATTGAGTTTGTGGCCGACCGTCTGCTGGTCGACCTGGGATTAGACAAGGTCTATCTGTCA
GAAAACCCCTTCGACTTCATGGAGTCCATCTCCCTGGAAGGGAAAACCAACTTCTTTGA
G
AAGCGCGTGGCGGAATATCAGCGGTTTGGAGTCATGTCC---AATATGGACTGTGAATTC
ACTCTGGATGCTGACTTT

>ssal_4058372
------ATCGCCATGGAGAACATCCACTCTGAGATGTACAGCCTGCTCATTGACACCTAC
ATCAAAGACCCCAAAGAGAGGGACTACCTCTTCAATGCCATTGAAACCCTCCCTTGTGT
G
AAGAGGAAGGCTGATTGGGCCCTGAACTGGATTGGCAACAAAAGTGCTAAATTTGGTG
AG
CGTGTGGTTGCCTTTGCAGCTGTTGAGGGGATCTTCTTTTCTGGCTCCTTTGCTGCCATT
TTCTGGCTAAAGAAGAGGGGGCTCATGCCAGGCCTAACCTTCTCCAACGAGCTCATCAG
C
AGAGACGAGGGCCTGCACTGTGACTTTGCCTGCCTCATGTTCAAGCACCTGGTGAATAA
G
CCCTCAAAGGAGACTGTCACCAATCTGATCAGGAATGCAGTGGAGATTGAGCAGGAGT
TC
CTGACAAAAGCCCTGCCTGTAAAGCTGATTGGTATGAACTGTGACTTGATGACTCAGTA
C
ATTGAGTTTGTTGCTGACAGGCTGATGCTGGAGCTGGGCTTTGACAAGATCTACAGAGT
G

GAGAATCCATTTGACTTCATGGAGAACATCTCACTGGAGGGCAAGACTAACTTCTTTGA
G
AAGCGGGTAGGGGAGTACCAGAGGATGGGTGTGATGTCTGGCACTACAGACAACGCCT
TC
CGGCTGGATGCTGACTTC

##

>ssal_4070703
------GGGCATCATAAAGAGATTGACCTGATCAACAGAGACCCCAAGCAAGTCAACGAG
GATGTAGTGAAGGTGGACTTTGAGGACGTGATCGCTGAGCCTGACGGGACTCACAGTCT
G
GACGGGGTGTGGAAAGCCAGTTACACCACCTTCACTGTGTCCAAATACTGGTGCTACCG
T
ATCCTGTCTGCCATTTTGGGGATCCCCATGGCTCTACTGTGGGGCTTCCTATTTGCCTGC
CTCTCCTTCTGCCACATCTGGGCTGTGGTGCCTTGCATTAAGAGCTGCATGATAGAGTCC
CAGTGTTTCAGCCGTATCTACTCCCTGGCCATACACATCTTCTGCGACCCGCTATTTCAA
GCCCTGGGAAAGATATTCTCAAGTGTTCAGGTGGTGCTACAGAAGGATGTG

>eluc_5220118
AAGGACAGCCACACCAAGGAGATTGACTTGATCAACCGAGACCCCAATTCGATCAATGA
T
GATGTGATTAAGGTGGAGTTTGAGGATGTGATCGCTGAGCCCGATGGCACACACAGTCT
G
GATGGGGTTTGGAAGCTCAGCTACACCACCTTCACAGTATCCAAGTACTGGTGCTACCG
C
ATCCTTTCTGCCATCTTCGGTATCCCTGTGGCTCTGCTGTGGGGCTTCCTCTTCGCCTGC
ATCTCTTTCTGTCACATCTGGGCGGTGGTGCCCTGCATTAAGAGCTGCTTCATCGAGCCC
CAATGCATCAGCCGCATCTACCCCCTCTGCATCCAAACCTTCTGTGACCCCTTCTTTGAA
GCCCTGGGCAAGATCTTCAGCAGTGTGAAAGTAGCCTTGCGCAAA------

>ssal_4084752
------GGACACCATAAAGAGATTGACCTGATCAACAGAGACCCTAAGCAAGTTAACGAG
GATATAGTGAAGGTGGACTTTGAGGATGTGATCGCTGAGCCTGATGGGACTCACAGTCT
G
GACGGGGTGTGGAAGGCCAGTTACACCACCTTCACTGTGTCCAAGTACTGGTGCTACCG
C
ATCCTATCAGGCATTTTGGGGATCCCAGTGGCTCTGCTGTGGGGCTTCCTATTCGCTTGC
CTCTCCTTCTGCCACATCTGGGCCGTTGTGCCATGCATTAAAAGCTGTCTGATCGAGTCC
CAGTGTCTGAGCCGTATCTACTCCCTGGCCATCCACACCTTCTGTGACCCCTTGTTCGAA
GCCCTGGCGAAAATATTCTCAAGTGTTCGGGTGGTGCTACGGAAGGAGGTG

##

>ssal_4042658
GGGAGGTTAGCTGGAGTGCTTCTGTCTGTGGAGGAGATAGCGGTGACCAGCGCTGCTC
AG
ACCCGCAAACTGGAGGTCATCCTGGAGGCCCTGAATGAGAAACTGGGGCTACAGGACA
GC
TCTCTCAGCAGGTGGAGTGTCAAACTCATCCACAACAAAGACTTGCTGGCCACTCTCCA

T
CTTCTGGTTGCCATGGTGAGGTGCTTCCAGCCTAATCTGGAGCTTCCTCCAAATGTCAGA
GTGGAAGTTGTCCTGTTGGAGGTCAACAGAAGTGGAATCAAATCAGAAAAGGAAATAG
AG
ATTCTTACAGATGAAAGC---GATTCAACTACAGACTCACTGAGCAGTTCAGACAGTGAG
GATCCCATTGAGCAGCTGCTGAAGCTGGAACCCCACAAGATCAACACAGTAAAGCGGG
CC
ATCTTGCACTTTGTCAACAAGAAGATGTCAACCTTGGGACTACAGGTGACAGACATGGA
G
AAACAGTTTTCAGATGGTGTTATTCTCCTCCTGCTGATTGGACAGTTGGAGGGCTTCTTT
GTTCCGCTCTATGACTTCAACATCACC

>ssal_4023932
GGGAGGTTAGCTGGAGTGCTTCTGTCTGTGGAGGAGATAGCGGTGACCAGCGCTGCTC
AG
ACCCGCAAACCGGAGGTCATCCTGGAGGCCCTGAATGAGAAACTGGGGCTACAGGACA
GC
TCTCTCAGCAGGTGGAGTGTCAAACTCATCCACAACAAAGACTTGCTGGCCACTCTCCA
T
CTTCTGGTTGCCATGGTGAGGTGCTTCCAGCCTAATCTGGAGCTTCCTCCAAATGTCAGA
GTGGAAGTTGTCCTGTTGGAGGTCAACAGAAGTGGAATCAAATCAGAAAAGGAAATAG
AG
ATTCTTACAGATGAAAGC---GATTCAACTACAGACTCACTGAGCAGTTCAGACAGTGAG
GATCCCATTGAGCAGCTGCTGAAGCTGGAACCCCAC----------
----------AAGAAGATGTCAACCTTGGGACTACAGGTGACAGACATGGAG
AAACAGTTTTCAGATGGTGTTATTCTCCTCCTGCTGATTGGACAGTTGGAGGGCTTCTTT
GTTCCGCTCTATGACTTCAACATCACC

>eluc_5221264
GGGAAGCTAGCTGGTGTGCATCTGTCCGTGGAGGAGATTGCGTTGACCAGCTCCGCTCA
G
ATCCGTAAGCTGGAAATGATCCTGGAGGCTCTGAATGAGAAACTGGGGCTGCAGGACG
AC
TCCCCCGCTAGGTGGAGCGTCAAACTCATTCACAGTAAAGATTTGCTGGCCACTCTCCAT
CTCCTGGTTGCCATAGTGAGGTGTTTTCAGCCTGATCTGGAGCTCCCCCTGAACGTCAGT
GTGGAAGTTGTCCTGTTGGAGGTCAACAGAAACGGAATCAAATCAGAAAAGAAAACAG
AG
ATTCTCACAGACGCAAGCGGTGATTCAACTACAGATTCGCAGAGCAGTTCAGACCTTGA
G
GACCCCATCGAGCAGCTGCTGAATCTTGACTCCCACAAGGTCAACATTGTAAAGCAGGC
C
ATCATGCACTTTGTCAACAAGAAGATGTCAGCCCTGGGACTACAGGTGACAGACATGGA
G
AAACAGTTTGCAGATGGTGTGATACCCCTGTTGCTGATCGGACAGTTGGAAGGGTTCTT
C
ATTCCACTCCATGAGTTCAACCTT---

##

>ssal_4042787
TCAACAATTGCCAATGCCTGGACTGTAGGAGGAACCAAGAGTACTGACCTGTGGTACAG

C
TGTCTCACTACTAACGGAGGATATCACTGCAGTTCTGCCAGCAATGAAGACTGGATCCA
G
GCAGTTCAGGCCCTCATGGTCCTCTCAGTGCTGTTCTGCATCTTCTCTCTCGTCTTCTTC
ATGTGTCAGCTCTTCACCCTGGTCAAAGGAGGACGCTTCTTCTTCACCGCCATCTTCCAG
ATCCTCGCCAGTCTGTTTGTGATGTGTGGAGCTATAATCTACACTGTAATGAGTCCGGAT
GGGGAA---GAGGATGCTGTGTTCGGCTTTGCCTACGTCCTGGCCTGGGTGTCCTTCCCT

>ssal_4049240
TCAACAATTGTCAGCGCCTGGACAACAGGGTCCACTAGCAGCTCAGACCTCTGGAATAA
C
TGCTCTACAACCAATGGAGGATACCACTGTGACCCAGCCTACACTGGAGAGTGGATCCA
G
GCAGTGCAGGCCCTGATGATCCTGTCCATCATCTTCAGCTTCATCTCTCTCTTCCTGTTC
TTCTGTCAGCTCTTCACCCTCCAGAAGGGAGGACGCTTCTTTGTCACTGGAGTCTTCCA
G
ATCCTCGCCAGTCTGTTTGTGATGAGTGGAGCAGTGATCTACACAGTGATGAGTCCGGA
C
TGGGTGCCAGCATCGGAGGCCTTCGGCTGGGCTTATATCCTGGCCTGGGTGGCCTTC---

>eluc_5224962
TCCACGAGTGTAAATGCCTGGACTGTAAGCAACTCAATTACAACTGATCTGTGGTACAA
C
TGCCTCACTTCCGGCGGTGGATACCACTGCAAAGTCGCCAGCAATGAAGACTGGATCCA
G
GCAGTACAGGCCCTCATGGTCCTCTCTGTGCTGTTCTGCCTCCTCTCTCTCGTCTTCTTC
CTGTGCCAGCTCTTCACCCTAGTCAAGGGAGGCAGATTCTTCTTTACGGCTATCTTCCAG
ATCCTTGCCAGTCTTTTTGTGATGTGTGGAGCCATAATCTACACCGTGATGAGCCCCGAT
AGGGCG---GTGGGCGTGGAGTTTGGCTATGCTTACATTCTAGCCTGGGTGGCCTTCCCT

##

>eluc_5215905
CACAACATACCCCTGAAGCATCTGTCAGAGAGAGTGGCTATGTACGTCCACGCCTACAC
G
TTATATAGCGCGGTGCGGCCGTTTGGGTGCAGTTTCATTCTGGGCTCTTACGATCAAGAT
GATGGTCCTCAGCTGTACATGGTTGATCCCTCTGGAATCTCATATGGTTACTGGGGATGT
GCTATTGGAAAAGCCAAGCAAGCTGCCAAGACAGAAATTGAAAAGCTTCAGATGAAAG
AC
ATGACCTGTAGGGAGTTGGTAAAAGAGGTAGCGAAAATAATCTACATTGTTCATGATGA
A
GTAAAAGACAAAGCTTTTGAGTTGGAACTCAGCTGGGTTGGAGAAGTGACAAATGGAA
AG
CATGAGCTGGTTCCAAAAGATGTCCGGGAGGAAGCCGAGAAGTACGCTAAG

>ssal_4061138
CACAACATCCCACTGAAGCATCTCTCAGAGAGGGTGGCCATGTACGTCCATGCCTACAC
G
TTATACAGTGCGGTGCGGCCGTTTGGATGTAGCTTCATTTTGGGCTCTTATGATCAAGAT
GATGGTCCTCAGTTGTACATGGTTGACCCCTCTGGAATCTCATATGGTTACTGGGGATGT
GCTATTGGAAAAGCCAAGCAAGCCGCCAAGACAGAAATTGAAAAGCTTCAGATGAAAG

AC
ATGACCTGCAGGGAGTTGGTAAAAGAGGTGGCCAAAATAATCTACATTGTACATGATGA
A
GTGAAAGACAAATCGTTTGAGTTGGAACTAAGCTGGGTTGGAGAAGTGACAAATGGAA
AA
CATGAGCTGGTTCCAAAAGACGTCAGGGAGGAGGCAGAGAAGTACGCTAAG

>ssal_4061408
CACAACATCCCACTGAAGTATCTCTCAGAGAGAGTGGCCATGTACGTTCATGCCTACAC
G
TTATACAGTGCCGTGCGGCCGTTTGGGTGCAGCTTCATCTTGGGCTCTTACGATCAAGAT
GATGGTCCTCAGCTGTACATGGTTGATCCCTCTGGAATCTCATTTGGTTACTGGGGATGT
GCTATTGGAAAAGCCAAGCAAGCCGCCAAGACAGAAATTGAAAAGCTTCAGATGAAAG
AC
ATGACCTGCAGGGAGTTGGTAAAAGAGGTGGCCAAAATAATCTACATTGTACACGATGA
A
GTGAAAGACAAAGCGTTCGAGTTGGAACTCAGCTGGGTTGGAGAAGTGACAAATGGA
AAG
CACGAGCTGGTTCCTAAAGACATCAGGGTGGAGGCAGAGAAGTATGCTAAG

##

>ssal_4037671
ATGGTCTGCATTCCCTGCATCGTCATTCCAGTCCTCTTGTGGGTGTACAAGAGGTTCCTT
GAACCAATCATCTACCCCTTCATTGGCTCAATTATAAGCCGATTTTGGCCAACAAGGAAT
GCCGTCCAGGAGAGGGGCATAAGAACTGGTGACGTGAAAGCCAGTGACAAGAGCAAT
GGA
TGTCCAGTGATGAGCAATGGAGCATGCAAGACGGAAGTCAATGGTGTTGCTGCAAATGG
G
CCGGCTGCAAATGGGCCGGCTGCAAATGGGCCGGCTGCAAATGGGCCGGCTTCTACAGT
A
TCTGACAAGAAGACTGAC

>eluc_5220531
ATGGTCTGCATTCCCTGCATTGTCATTCCAGTCCTCTTGTGGGTGTATAAAAGGTTCCTT
GAACCAATCATCTACCCCTTCATTGGTCCAATTATAAGCCGATTTTGGCCTACGAACATA
GCCGTCCAGGAGAAT------GGCACAGGTGATGTAAAAGCCAGTGAAAAGAGCAAT---
------------------GGAGCATGCAAGACTAAAGCTGATGTTGTGGTTGCAAATGGA
CCATCTGCCAAT-----------------------------GGACCAGCTACTCCAATC
TCTGACAAGAAGATTGAC

>ssal_4037605
ATGGTCTGCATTCCCTGCATCGTCATTCCAGTCCTCTTGTGGGTGTACAAGAGGTTCCTT
GAACCAATCATCTACCCCTTCATTGGCCCAATTATAAGCCGATTTTGGCCAACAAGGAAT
GCCGTCCAGGAGAGGGGCATAGGAACTGGTGACGTGAAAGCCAGTGACAAGAGCAAT
GGA
TGTCCAGTGATGAGCAATGGAGCATGCAAGACGGAAGTCAATGGTGTTGCTGCAAATGG
G
CCGGCTGCAAAT-----------------------------GGGCCGGCTTCTACAGTA
TCTGACAAGAAGACTGAC

##

>eluc_5221928
GACTCAGAACTGGACATTATTACAGAGGATGAAATTACAACAATAAGAAGAGAGGTAGA
A
GAAGCGCTGGAGAACGAGAGCTTGACCTCAGCAGCAGGCAAGATCCAAGACTACTTGG
AA
GATGTTCAAAATGTGGAGCTGAACATTGCCATAACAGGGGAGTCAGGCTCAGGTAAATC
C
ACCTTTATCAATGCTTTCCGGGGTCTGGATGATGAAGCCAAAGATTCTGCTGCAACTGGT
GTGGTAGAAACCACTATGGAGGTGAAGGATTACCCCCACCCAAAGCACCCCAATGTCAA
G
CTGTGGGATCTGCCTGGTGTTGGTACCCCTAACTTCAAACCCGAAGATTACCTAAAGAA
A
GTTGAATTTGATCGATATGATTTCTTCATCATAATCTCATCAGAGCGTTTCAGAGCCAAT
GATGTTCTGCTGGCCAAGGAAATCCAGAAAATTAAGAAGAAGTTCTACTTTGTGCGCTC
C
AAGATAGATGCAACTATGGATGCAGAGAAAAGAAGGAAGAAGAATTTCAACCAGGATG
AG
ACTCTAGAAAGAACCAGACTAAACTGCATCAAAGGGCTTGAGGACCAGGATCTAGGCT
GT
CCTAAGGTCTTCCTGATTTCCAGTTTTGAGCTACATCTCTACGATTTCCCAGACCTGGAG
GAAACAATGGAGAAAGAACTTCCTGCTCACAAGAGGCAAACATTACTTATGCCCATC---

>ssal_4048333
AATAGCATTATGGAGAATATTGATGTCAAAGAACTTCCTGCTAAAAGAAGAGAGATTGA
A
GAAGCATTGAAGAACAACAACTTGCCCATAGCTGCAGGCATGATTCAAGAGTATTTGAA
G
GAGTTTAATAATGTGGAGCTGAATATTGCTGTCACAGGAGAGACGGGCTCTGGTAAATCT
ACCTTTGTCAATGCATTCAGAGGCATGAAGGATAATGATGACGGCGCTGCTCCAACTGG
T
GTGGTGGAAACCACCATGGAGGCAAAGGCTTACTCCCACCCAAAATACCCAAATATGCA
A
GTTTGGGATCTCCCTGGTATTGGCACCGCTACCTTCAAACCAGAAGAGTACCTTCAGAA
A
GTTGAATTCGATCGCTTTGATTTCTTCATCATAGTCTCATCAGAGCGATTCAGAGCCAAT
GACATTTCTCTGGCCAAGGAGATCCAAAAGATGAAGAAGAATTTCTACTTCGTTCGCTC
C
AAGATTGATAACGACATGAGGGCTGAGGAGAGAAAAGAGAAG---
TTTGACAAGGCTAAG
ACACTGGAAACAATCAGACAATACTGCATCAAAGGGCTTGAGGATCAGGGTCTGGGCTC
T
CCTAAGGTCTTTCTCATCTCCGGTTTTGACTTAGGTCTCTACGATTTCCCTGACCTTGAG
GAGACAATGGAGAAAGAGCTTCCTGACCACAAGAGGTGCTTTATGAGAGGGTACACTC
CA

>ssal_4030324
AATAGCATTATGGAGAATATTGATGACAAAGAACTTTCATTAGTACAAAGAGAGATTGAA
GAAGCATTGAAGAACAACAACTTGACCACAGCTGCAGGCAAAATTCAAGATTATTTGAA
G

GAGATTAATAATGTGGAGCTGAATATTGCTGTCACAGGAGAGACAGGCTCTGGTAAATCT
ACCTTTGTCAATGCATTCAGAGGCATGAAGGATAATGATGACGGCGCTGCTCCAACTGG
T
GTGGTGGAAACCACCATGGATGCAAACGCTTACCCCCACCCAAAATACCCAAATATGCA
A
GTTTGGGATCTCCCTGGTATTGGCACCGCTACCTTCAAACCAGAAGAGTACCTTCAGAA
A
GTTGAATTCGATCGCTTTGATTTCTTCATCATAGTCTCATCAGAGCGATTCAGAGCCAAT
GACATTTCTCTGGCCAAGGAGATCCAGAAGATGAAGAAGAAGTTCTACTTTGTTCGCTC
C
AAGATTGATAACGACATTAGGGCTGAGGGGAGAAAAGAGAAG---
TTTGACAAGGCTAAG
ACACTGGAAACAATCAGACAATACTGCATCAAAGGGCTTGAGGATCAGGGTCTGGGCTC
T
CCTAAGGTCTTTCTCATCTCCGGTTTTGACTTAGGTCTCTACGATTTCCCTGACCTGGAG
GAGACAATGGAGATAGAGCTTCCTGACCACAAGAGGCATGTACTACTGTTGTCCATCCC
T

##

>ssal_4025567
ATGGCTAATGTGTTGAGAAATTCCGCTAAATTCGGGTTTTCAGGCGTGTTGTCCCAGTTG
TCCATCCACAGTAGACATGGGAGAGAGTGTGTGTCGCCGTGCTTCTCTCTGCAGCAGAG
G
AACAACTCTACCTCACCTAAGATCAAGGTGGATCTGGACAGCAGTACAGGTGTAGCAGT
G
TTGAGGATGCAGAGTCCCCCTGTCAACAGTCTGAGTCTGGACTTCCTCACTGAGTTCTG
T
ATCAATCTGGAGAAACTAGAGATGGATAGGAGTTGTAGAGGTCTGATCATCACCTCGAC
C
CTCTCCAAGGTGTTCTCTGCAGGGCTAGACATCATGGAAATGTATGGGAAAAGTCCGGA
G
CGCTGTGGAGAGTTCTGGAAGGCTGTTCAGGAGATGTGGCTCAAACTCTACGGGTCCA
AC
ATGGCTACCATAGCTGCCATCAACGGTTCTAGTCCAGCAGGTGGTTGTCTCATGTCTATT
GGATGTGACTATAGGATCATGGGT

>ssal_4024548
ATGGCTAATGTGTTGAGAAATTCCGCTAAATTCGGGTTTTCAGGCGTGTTGTCC------
---ATCCACAGTAGACATGGGAGAGAGTGTGTGTCGCCGTGCTTCTCTCTGCAGCAGAGG
AACAACTCTACCTCACCTAAGATCAAGGTGGATCTGGACAGCAGTACAGGTGTAGCAGT
G
TTGAGGATGCAGAGTCCCCCTGTCAACAGTCTGAGTCTGGACTTCCTCACTGAGTTGTG
T
ATCAATCTGGAGAAACTAGAGATGGATAGGAGTTGTAGAGGTCTGATCATCACCTCGTCC
CTCTCCAAGGTGTTCTCTGCAGGGCTAGACATCATGGAAATGTATGGGAAAAGTCCGGA
G
CGCTGTGGAGAGTTCTGGAAGGCTGTTCAGGAGATGTGGCTCAAACTCTACGGATCCAA
C
ATGGCAACCATAGCTGCCATCAACGGTTCTAGTCCAGCAGGTGGTTGTCTCATGTCTATT
GGATGTGACTATAGGATCATGGCT

>eluc_5222099
ATGGCTAATACGTTGAGAAAGTCTGCAAAGTTCGCTTTCTCAGGGGTGTTATCTCGGGTG
TCCATTCACAATGGACATGGGAGGGTCTCAGTCTCGCCTTGCTTCTCTTTGCAACAGAG
G
AACAGCTCAACTAAAGCGAAGGTCAAGGTGGATCTGGACAGCAGCACCGGAGTGGCCG
TC
CTGGGGATGGAGAGTTCCCCGGTCAACAGCCTTAGTCTGGACTTCCTCACTGAGTTCTG
C
ATCAGTCTGGAGAAACTGGAGATGGACAAGAGCTGTAGAGGAGTCATCATCACCTCGA
CC
CTCCCCAAGGTGTTCTCAGCAGGGCTGGACATCATGGAGATGTATGGGAAGAGCCCGGA
G
CGCTGTGGAGAGTTCTGGAAGGCAGTTCAGGAGATGTGGCTCAAAGTCTATGGCTCTGA
C
ATGGTTACCATAGCAGCCATCAATGGTTCCAGCCCAGCGGGGGGGTGTCTGATGGCGTT
G
GCCTGCGACTACAGGATCATGGCT

##

>ssal_4053905
ATTAAACGTGTTGACACCTGGCAATATGAGGACAACCAGGCTGGAGATGTGGACGCCTT
C
GCCAGGGAGCCTTACATTCTTCGCTTCAAATGTCTCCACTCTGTGCTTGAGGACTTGGTA
CTGATCCCAGTGCACACCAAGCCTGAGGATTCAGTGAAAGAGCTGGATGAGCTTTATGA
T
GTCTGCCTGGAAGTGACAAAGAAATGGAAGACTGATAACGTCATGATCCTAGGTGACTT
C
AATGCAGACGGTTCCTACCTTTCTAAAAAGGCCATGAAAGCCATCCGTATCCGCAGTGA
C
AAAAATTTCCACTGGCTGATTAAAGATGACGTGGATACCACAGCAAACACAGGCAACGA
T
AACACTTATGACAGGATTGTGATCTATGGGGTTGACATGCTTAACGCCATCGTGCCAAAC
TCTGCCAAACCGTTCAACTTCCAGATTGCATACGGGCTTTCTGAAGAAGATGCCCTGAA
G
GTGAGCGACCATTACCCTGTGGAGGTAGAGCTG----------

>ssal_4030329
GTGAAGCTGACTCACAGCTATCAGTATAAGGACAACAAGGTGGGAGATGAGGACGCCT
TC
GCTAGAGAGCCCTACATCCTCCGCTTCACCTGTCTCAATACAGTGCTGAAAGACCTCGT
G
TTGATCCCGGTGCACACCAAGCCTGAAGACTCTGTGAAGGAATTGGATAAGCTGTACGA
C
GTCGTCAAAGTAGTGAAGAAGAAATGGAAGACTGATCACATCATGATCCTGGGCGATTT
C
AATGCGGACGGAAGTTATGTCACCAAGGGAGACATGACAAATATCCGTATCCGTAGTGA
C
GAGAAGTTCCACTGGGTGATTGGAGATGATGTGGACACCACAGCCAACACAAGCAACG
AC

CACACCTACGACAGGATTGTGATGTACGGGGATGACATGTTGAATGCGATGGTCCCCAA
C
TCAGCCAAGCCCTTCAACTTCCACAAAGCCTTTCGCTTATCTAAAGCTATGGCTTTGAGT
ATCAGTGACCACTACCCTGTAGAGGTGGAGCTG----------

>eluc_5216164
GTGGAACTGGTTGGTTCGTGGCAGTATGAGGACAAACAGCCAGGAGATGAGGATGCCT
TC
GCCAGAGAACCATTCATTCTTCGCTTTAAATGTCTTTACACTGTGTTAGAAGACTTGGTA
ATGATCCCAGTCCACACCAAGCCTGAGGACTCAGTAAAGGAGCTGGACAAGCTTTATGA
T
GTCTTCCTGGAAGTGAAGAAGAAATGGAAGACAGATAACGTAATGTTCCTGGGTGACTT
C
AATGCAGACGGGTCCTACGTTTCTGCCAAAAGAATGAAAACCATACGCATCCGCAGTGA
T
AAACATTTCCACTGGCTGATTGCGGATGACGTGGACACAACAGCCAACAACAGCAATG
AC
TACACGTATGACAGGATTGTGGTCTATGGGGATGACATGCTTGATGCCGTGGTGCCAAAC
TCTGCCAAACCATTCAACTTCCAAAACGCATATGGACTTAATGACACAGGTACCTTGAA
A
GTGAGCGATCATTACCCTGTCGAGGTAGTGTTG----------

##

>eluc_5220153
TTCTCAACTCAAGCCGTTTTT---------TGGGTGCAACTCTGCATGAGCCCCCTCCAG
CTCATATACGCAGCCGTTCGGACCTTGATAGATGTTATCTGTTCCCAGGTACACGGTGCA
TCAAAACTGAGATCTACAAGAAAAGGAAATTCTGCCACAGACAAATTGATGCAAAAAA
AG
TTAACGCAACCAGCAACTACTCCAAGCAGTGTGAATTATCATTTTACTCGACAATGCAAT
TATAAGTGCGGTTTTTGTTTTCACACCGCAAAAACGTCTTTTGTCCTACCCATTGAAGAA
GCAAAGAGAGGTCTAAAGCTTCTGAAGCAATCGGGAATGGAAAAAATTAACTTCTCAG
GT
GGAGAGCCATTCATACACAAGAGTGGTGAATTCTTAGGTAAATTAGTACAGTACTGCAA
A
GAAGACCTCCAACTGCCAAGTGTCAGTATTGTAAGCAATGGCAGCATGGTCAGAGAGA
AG
TGGTTCAAGAAATATGGCGAATACCTGGACATTCTGGCCATTTCCTGTGACAGCTTTGAC
GAAGACACCAACCAGACCATAGGCAGAGCTCAAGGTACCAAGAGCCACCTGGACAACC
TC
TCCAAGGTCCGGGAGTGGTGCCGGGAGTACAAAGTGGCATTTAAAATCAACTCTGTGAT
T
AACACCTTTAATGTGGAGGAGGACATGAGAGACAGAATCACAGAGCTCAATCCAGTAC
GC
TGGAAGGTGTTTCAGTGTCTGTTGATCGATGGAGAGAATGCAGGGGAAGATAGTCTGCG
G
GAGGCAGAGAGGTTTGTCATCAGTGAGGAGCAGTTTCAGGAATTT---------

>ssal_4043978
TACTCTACTCAAGTCGTGTTTGCGAAGATGTCCCTGCAGCTTTGCATAAGTAACATCCAG
CACATCTTTGCAACTTTCCTGGCATGGATAGGTGTGCGCGGTCCGCAGGTGCGG------

------TTGACGTCTACAGGAAAAGTCAATCCAATCAAGGCGTTGCAA------AAGAAT
ATATCTAAACCAGCGACAACTCCAAGCAGTGTCAATTATCATTTTACTCGACAGTGCAAT
TATAAGTGCGGTTTTTGTTTCCACACGGCAAAAACGTCTTTTGTCCTGCCCATTGAGGAA
GCAAAGAGAGGTTTACAGCTTTTGAAGCAATCAGGACTGGAAAAGATTAACTTCTCTGG
T
GGAGAGCCTTTCTTACAGGACAGAGGTGATTTCTTGGGTAAATTAGTCCAGTACTGCAA
A
CAAGACCTCCATCTCCCAAGTGTCAGTATTGTCAGCAATGGCAGCCTGATCAGAGAGAA
G
TGGTTCCAGAAATATGGCCAATACCTGGACATTCTGGCCATTTCCTGTGACAGCTTTGAT
GAGGACACCAACCAGACTATAGGCAGAGCCCAGGGCAGGAAGAGCCACCTTGACAAC
CTC
TTCAAAGTCCGGGAGTGGTGCCGGGACTACAAAGTGGCATTCAAAATCAACTCTGTGAT
C
AACACATTTAATGTGAATGAAGACATGAGAGAAAACATTTCTGAACTCAACCCTGTACG
C
TGGAAGGTGTTCCAGTGTCTACTGATCGATGGGGAGAATGCTGGGGAGAACAGTCTGA
GG
GAGGCAGAGAGGTTTGTCATCAGCGATCAGCAGTTTCAGGACTTCCTGGATAGA

>ssal_4062010
TTCTCTACTCAAGTCGTGTTTGTAAAGATGTTCCTACAGCTTTGCATAAATTACCTCCAG
TGCATATTTGCTGCTGTCCTGGCCTGGATCGGTGGGCGCGTACCGCAGATGCACAACAC
A
TCACAGTTATCTTCTACAGGAAAAGTCAATCCAGCTACAATCAAGGAGGTG---AAAAAT
ATATCTCAAGCTGCGGCAACTCCAAGCAGTGTCAATTACCATTTTACCCGACAGTGCAAT
TATAAGTGCGGTTTTTGTTTCCACACTGCAAAAACGTCTTTTGTCCTACCTATTGAGGAG
GCAAAGAGAGGTTTACAGCTTCTGAAGGAATCAGGACTGGAAAAAATTAACTTTTCTGG
C
GGAGAGCCTTTCATACACGACAGAGGTGATTTCTTGGGGAAATTAGTCCAATACTGCAA
A
CACGACCTCCAGCTCCCAAGTGTCAGTATTGTCAGCAATGGCAGCATGATCAGAGAAAA
G
TGGTTCCAAACGTATGGCGAATACCTGGACATTCTGGCCATTTCCTGTGACAGCTTTGAC
GAGGACACCAACCAAACTATTGGCAGAGCCCAGGGTAGGAAGAGCCACCTGGACAACC
TC
TGCAAGGTCCGTGAGTGGTGCCGGAAGTACAAAGTGGCATTCAAAATTAACTCTGTGAT
C
AACACCTTCAATGTGGATGAAGACATGAGAGAAAACATCACCAAACTCAACCCTGTACG
C
TGGAAGGTGTTCCAGTGTCTGCTGATCGATGGTGAGAACGCTGGGGAGAACAGTCTCA
GG
GAGGCAGAGAGGTTTCTCATCAGTGACCAGCAGTTTCAG----------

##

>ssal_4052313
TTCACATTCGCGGCCTTTTGTTACATGCTTGCTCTATTGCTTACGGCTGCTCTTATTTTC
TTCGCCATTTGGCATATAATTGCATTTGATGAACTGAAGACTGATTACAAGAATCCCATA
GATCAATGTAACACATTGAATCCGACAGTTGAAAAGGTCAAAAAGATTAAAAGAGTCAA
A

ATTGCGTTGAAGCTTGTGCTCCCGGAGTATCTCATCCATGTGTTTTTCTGCGTGATGTTC
CTGTGTGCTGCTGAGTGGCTCACCCTAGGCCTCAACATGCCACTGCTGGCCTACCACGT
C
TGGAGGTATATGAGCCGGCCG----------

>ssal_4060669
TTCACATTCGCGGCCTTTTGTTACATGCTTGCTCTATTGCTTACGGCTGCTCTTATTTTC
TTCGCCATTTGGCATATAATTGCATTTGATGAACTGAAGACTGATTACAAGAATCCCATA
GATCAATGTAACACATTGAATCCG----------
----------CTTGTGCTCCCGGAGTATCTCATCCATGTGTTTTTCTGCGTGATGTTC
CTGTGTGCTGCTGAGTGGCTCACCCTAGGCCTCAACATGCCACTGCTGGCCTACCACGT
C
TGGAGGTATATGAGCCGGCCGGTGATGAGTGGTCCAGGTCTCTATGATCCAACAACAATC
ATGAACGCT

>eluc_5224661
TTCACATTCGCGGCCTTTTGTTACATGCTTGCGCTATTGCTTACAGCCGCTCTAATTTTC
TTCGCCATTTGGCATATAATTGCATTTGATGAGCTAAAGACTGACTACAAGAACCCCATT
GATCAATGTAACACATTAAATCCG----------
----------CTGGTGCTCCCTGAGTATCTGATCCACGTGTTCTTCTGCGTGATGTTC
CTGTGTGTTGCGGAGTGGCTCACCCTGGGCCCCAACATGCCCCTGTTGGCCTACCATGT
G
TGGAGGTATATGAGCCGGCCCGTGATGAGTGGTCCGGGCCTCTACGATCCCACTACAATC
ATGAACGCT

##

>eluc_5221312
ATGCCCCGCCGCGATCTTGACACTTCCACTGCAAGTCGACGCAAGGGCAAGGCACCAA
AG
CGTCGGCCTCCAGTCCCAGCCCTGCCCGCTTCACCACGG----------CGG
AGTGGACCTTTAGCCTCTGCAGGTCCTTCGCACTCTCCCCGTAAGAAGAAAAGGTTCCG
C
CCCGGCACCCGAGCTCTGATGGAGATCCGGAAGTACCAGAAGAGTACCGACTTGCTTCT
G
CGGAAGGGACCGTTTGCACGCCTGGTTCGGGAGGTGTGCCAGACGTTTAGCAGGGACT
AC
ATGAGATGGCAGGTGTATGCCCTACTGGCCTTGCAGGAAGCTGCGGAGGCTTTCCTTGT
G
TTATTGTTTTCTGATGCTTACCTCTGTACCATCCACGCCAAGCGTGTAACGCTGTTCCCA
CGAGACATTCAACTTGCACGACGAATTCGAGGAGCAGATCATCTC

>ssal_4039113
ATGCCTCGTCGCGATCCTGACAGCTCTTCTGCAAGCCGGCGCAAGGGTGCAACACCCAA
G
CGTCGGCCTCCAGCCCCAACCGCGCCTGCTTCAACATCA------CCGGCAGCACGGCTG
AGCGGACCATCAGCCCCTGCAGGTCCAGCTCCCTCCCTGAAAAATAAGAGGAGGTTTCG
C
CCTGGCACCCGAGCTCTGATGGAAATTCGAAAGTACCAGAAGAGCACTGACTTGCTTTT
G

CGCAAGGGACCGTTTGCGCGCCTGGTTCGGGAGGTGTGCCAGACGTATAGCAGGGACT
TC
ATGAGATGGCAGGTGTATGCTCTTCTGGCATTGCAGGAGGCTGCAGAGGCTTTCCTCGTT
TTACTGTTTTCCGACGCTTACCTGTGTACCATCCACGCCAAGCGTGTAACGCTATTCCCC
CGTGACATTCAGCTTGCCCGGCGAATTCGAGGAGTGGATAATCTC

>ssal_4044633
ATGCCCCGTCGCGATCCTGACGTTTCTTCTGCAAGCCGGCGCAAGGGTGCAGTACCCAA
G
CGTCGGCCTCCAGCCTCCACCGCGACTGCTTCAACATCAAAGGCAAAGGCACCACGGC
TG
AGCGGACCATCGGCCCCTGCAGGTCCAGCTCCCTCCCCGCAAAAAAAGAGAAGGTTTC
GC
CCTGGCAACCGAGCTCTGCTGGAAATTCGCAAGTACCAGAAAAGCACTGACTTGCTTTT
G
CGCAAGGGACCGTTTGCACGCCTGGTTCGGGAGGTGTGCCAGACTTATAGCAGGGACTT
C
ATGAGATGGCAGGTGAACGCTCTTCTGGCCTTGCAGGAGGCTGCAGAGGCTTTCCTCGT
T
TTACTGTTTTCCGACGCCTACCTGTGTACCATCCACGCCAAGCGTGTAACGCTGTTCCCC
CGTGACATTCAGCTTGCCCGGCGAATTCGAGGAGTGGATGATCTC

##

>ssal_4054790
ATGACAGCTCGCAACAGTGTAACACAT------GGAATACCTAACACTAAGGTCAGGTAC
TCCAAATTAGCCAGTGATGATGACGGCTACATTGACCTGCAGTTCAAAAAGAGCCCACC
C
AAGGTCCCATACAAAGCCATTGCATTGGCCACTGGCCTCTTCTTGATTGGCTCTCTGTTA
ATCACCATTGGAGCCCTCCTATTGGCAGGATACTTTGAAGTCACACATGCTGACCGGACT
GTGCCTGTTCTCATCATTGGAATCCTGGTTTTCCTTCCTGGATTCTATCACCTGCGGATA
GCTTACTATGCGTCAAAGGGCTACCGTGGTTACTCCTATGATGATATACCAGATTTTGAT

>eluc_5217361
ATGCCTGCACGCAGCAATGTTGCTGCTAGTGGTGGGGTATCTAGTAACAAAGTCAAGTA
C
TCAAGACTAACTGGCGATGAGGATGGCTATATTGATTTACAGTTCAAGAAAAGTCCACC
A
AAAGTTCCATACAAGGCTATTGGCCTGGCTGCATTCCTCTTCTTGATTGGCTCCTTACTG
ATTGTAATTGGAGCCCTTCTTCTAGCAGGATCTATAGAAGTTGCGCACCCGGACCGTACA
GTTCCAGTTCTCATTATTGGAATCCTTGTCTTCCTTCCTGGCTTCTACCATTTACGAATC
GCCTACTACGCTTCCAAAGGTTACAGAGGATACTCCTATGATGACATTCCTGAT------

>ssal_4056189
ATGCCTGCACGCAGCACTGTTGCTGGT---GGTGGGGTATCCAGTAACAAAGTTAAGTAT
TCAAGACTAGCTGGCGATGAGGATGGCTACATTGACTTGCAGTTCAAGAAAAGCCCTCC
C
AAAGTTCCCTACAAGGCTATTGCCCTGGCTACATTCCTCTTCCTGATTGGCTCCTTACTG
ATTGTAATCGGTGCGCTTCTCCTTGCAGGATCTATAGAAGTTTCGCACCCGGACCGTACA
GTTCCAGTCCTCATCATTGGGATCCTTGTGTTCCTTCCTGGATTCTACCATTTACGAATT
GCCTACTACGCCTCCAAGGGTTACCGCGGATACTCCTATGATGACATTCCAGACTTT---

##

>ssal_4047917
ATAAAAGAAAGATTCGACAAGTTTCTTCATGAAAAGAATATCATGACCGATGCATTGGCA
AAGATCGAAGCTAAAACTGGAGTAAACAGGGCCTATATCGCAATCGTTGTCGTCATCATT
CTCGCAATTTACCTGGTTATTGGGTATGGAGCCTCCCTACTGTGCAACCTCATCGGATTT
GCTTATCCAGCCTACATATCGATCAAAGCCATTGAGAGTGTAACCAAAGATGATGACACA
AAATGGCTGACCTACTGGGTGGTGTATGGGGTGTTCAGCGTGGCAGAGTTCTTTGCTGA
C
ATCTTCCTGTCCTGGTTCCCATTTTACTACATGGGAAAGTGTGCCTTCTTGGTGTGGTGC
ATGGCTCCAACTCCTTCTAACGGTTCCATCCAGATATACACGCGGATCATCCGCCCCATC
TTCCTCAAGCAC

>ssal_4039209
CTTCATAACCGCTATGAGGCTTTGTTGAATGAAAAGAACTTTGTGACAGATCTCCTAGCT
ACGGTGGAGGAGAAAACTGGGATACAGAAAAAATATATCGCCTCAGGTGTGGTCTCTCT
G
ATCAGTCTGTATCTGTTGTTTGGCTATGGAGCCTCTCTCCTCTGTAACCTGATTGGCTTT
GTCTACCCGGCGTACCTCTCAATCAAGGCCATAGAGAGTAAGAAGAAAGAGGATGACA
CT
CAGTGGTTGACCTACTGGGTGGTCTACGGATTCTTCAGTATCGCCGAGGCTTTCTCTGAC
ATCTTCCTCTCCTGGTTCCCCTTCTACTATGCTGGCAAGTGTTTGTTCCTGGTGTGGTGT
ATGGCTCCAGTGACGTGGAACGGTTCTGCTATTCTCTACTCCCGTGTGGTCCGTCCCGTG
TTCCTCAGACAC

>eluc_5220483
CTAAAAGAAAGATTTGACAAGTTTCTTCATGAAAAGAACGTCTTGACAGATGTTTTGGC
A
AAGATTGAATCTAAAACTGGAATAAACAGGTCGTACATCGCAATCGCTTTACTCTTCTTT
CTCGCAATTTACCTTGTTATTGGGTATGGAGCCTCTCTACTGTGTAATCTCATCGGATTC
GTCTATCCTGCCTACATATCAATCAAAGCCATTGAAAGTCCGGCTAAAGACGATGACACA
AAATGGCTAACCTACTGGGTGGTGTATGGAGTGTTCAGTGTGGCAGAGTTCTTTGCTGA
C
ATCTTCCTGTCCTGGTTTCCATTTTACTACATGGGAAAGTGTGGCTTCTTGCTGTGGTGT
ATGGCTCCCACCCCTTCCAATGGCTCCATCCAAATATACACACGAATCATTCGCCCCATC
TTCCTCAAGCAC

##

>ssal_4053942
------------------AACCGCATGCGTCTGAGAATCGCCCAGAGACTGAAAGAAGCC
CAGAACACCTGCGCTATGTTGACAACATTTAATGAGGTCGACATGAGCAACATCAGTGA
G
ATGAGGAAGGCCTACAAAGACGCTTTCCTTAAGAAACACAACATCAAGCTGGGTTTCAT
G
TCTGCATTTGTCAAGGCTTCAGCATACGCTCTGATGGAACAGCCTTCCGTCAACGGAGT
A
ATTGATGACACCACCAAAGAGGTTGTGTACAGGGACTACGTGGACATCAGTGTGGCTGT
A

GCAACACCAAAGGGCCTGGTGGTGCCTGTGATCCGTGGGGTGGAGGGAATGAACTTCG
CT
GACATCGAGAAGACCATCAACGAGCTGGGGGAGAAAGCCCGTAAGAATGAGCTGGCCG
TG
GAAGACATGGATGGAGGCACCTTCACCATCAGCAACGGTGGCGTATTTGGATCAATGTT
T
GGCACGCCTATCATCAACCCTCCGCAATCTGCCATCCTTGGCATGCATGGCATCTTCGAC
AGGCCAGTGGCCATCGGGGGCAAGGTGGAGATCCGCCCCATGATGTACGTGGCTCTGAC
A
TATGACCATCGGCTCATCGATGGCAGAGAGGCAGTCACCTTCCTACGTAAGATCAAGGC
T
GTGGTAGAAGACCCCAGAGTGCTGCTCCTGGACATG

>ssal_4043962
GAGCACAGGGTGAAGATGAACCGTATGCGTCTGAGAATCTCCCAGAGACTGAAGGAAG
CC
CAGAACACCTGCGCTATGTTGACAACATTTAATGAGGTCGACATGAGCAACATCAGTGA
G
ATGAGAAAGGCCTACAAAGACGCTTTCCTGAAGAAACACAACATCAAGCTGGGCTTCA
TG
TCTGCCTTTGTGAAGGCTTCAGCATACGCTCTGATGGAACAGCCTGCCGTCAACGGAGT
C
ATTGAAGACACCACCAAAGAGATTGTGTACAGGGACTACGTGGACATCAGTGTGGCTGT
T
GCAACACCAAAGGGCTTGGTGGTGCCTGTTATCCGTGGAGTGGAGAGAATGAACTTCG
CT
GACATTGAGAAGACCATCAACGAGCTGGGGGAGAAGGCCCGTAAGAATGAGCTGGCTG
TG
GAGGACATGGATGGAGGAACCTTCACCATCAGCAACGGTGGCGTGTTTGGATCCATGTT
T
GGCACGCCCATCATCAACCCTCCGCAGTCTGCCATCCTGGGAATGCACGGTATCTTCGAG
AGACCAGTGGCCATCGGGGGCAAGGTGGAGAGCCGCCCCATGATGTACGTGGCTCTGA
CG
TACGACCATCGCCTCATCGACGGCAGAGAGGCGGTCACCTTCCTGCGTAAGATCAAGAC
T
GTGGTAGAAGATCCCAGAGTGCTGCTACTGGACATG

>eluc_5217580
GAGCAAAGGGTGAAGATGAACCGAATGCGTCTCAGAATTGCCCAGAGACTGAAGGAAG
CG
CAGAACACATGCGCTATGTTGACAACTTTTAATGAGGTCGACATGAGTAACATTAGTGAG
ATGAGGAAGACTTACAAAGACGCTTTTCTGAAGAAACACAACATTAAACTGGGCTTCAT
G
TCTGCGTTTGTCAAGGCTTCAGCATACGCTCTGATGGACCAGCCTGCTGTCAATGGAGTC
ATTGATGACACGACCAAAGAGATTGTGTACAGGGACTATGTAGATATCAGTGTGGCTGTA
GCAACCCCAAAGGGCCTGGTGGTGCCAGTCATCCGCGAAGTGGAGGGAATGAACTTTG
CT
GACATCGAGAAGGCCATCAACGAGCTGGGGGAGAAGGCCCGTAAGAACGAGCTGGCT
GTG
GAAGACATGGACGGAGGCACCTTCACTATTAGCAATGGTGGTGTGTTTGGATCCATGTTC
GGCACGCCCATCATCAACCCCCCACAGTCTGCCATCCTGGGCATGCATGGGATCTTTGAC
AGGCCAGTGGCCATCGGGGGCAAGGTGGAGATCCGCCCTATGATGTATGTGGCCCTGAC

C
TATGACCATCGCCTCATAGATGGCAGAGAGGCCGTCACCTTCCTGCGTAAGATCAAGACT
GTGGTAGAAGACCCCAGAGTACTGCTCCTGGATATG

##

>ssal_4043091
ATGGCAACAATGATTGAAGAAAATGGTCCATCAACTCATGGG------CAGGGCGAACTG
TCATCTTACTCCTCCAGAGGGCGTCAGAAGCTGGAGAGCCTGCTGAACAAAAACATGA
GA
ATCAGAATGACAGACGGACGGACACTGGTGGGACTGTTCCTGTGCACGGACAGAGACT
GC
AACGTCATCCTGGGGTCCGCTCAGGAGTTCCTCAAATCCTCAGACTCCTTCTCCCAGGG
T
GAGCCCAGAGTGCTGGGGTTAGCCATGATTCCTGGCCACCACGTGGTCTCTATCGAGGT
G
GAATCAGACAGCCTTGTCGGCACACAGGGGTTTGGGTCCAGCCAA

>eluc_5220170
ATGGCAACAATGATTGAAGAAAATGGTCCATCAAATCATATAGGGATGCAGGGCGAACT
G
TCATTGTCTTCTTCCAGAGGGCGTCAGAAGCTGGAGAGTTTGCTGAACAAGAACATGAG
A
ATCAGAATGACAGATGGACGGACCCTGGTGGGACTATTCTTGTGCACAGATAGAGACTG
C
AACGTCATCTTGGGGTCTGCTCAGGAGTTCCTCAAATCCTCAGACTCCTTCTCACAAGG
T
GAGCCCCGAGTGCTGGGGTTAGCCATGATTCCCGGTCACCACGTGGTCTCCATCGAGGT
C
GAGTCAGACAGCCTGGTCGACACGCAGCGGTTCGGCTCA------

>ssal_4041320
ATGGCAACAATGATTGAAGAAAATGGTCCATCAACTCATGGG------CAGAGTGAACTG
TCATCCTCTTCTTCCAGAGTGCGTCAGAAGCTGGAGAGCCTGCTGAACAAGAACATGAG
A
ATCAGAATGACAGACGGACGGACGCTGGTGGGACTGTTCCTGTGCACAGATAGAGACT
GC
AACGTCATCCTGGGGTCCGCTCAGGAGTTCCTCAAATCCTCAGACTCCTTCTCCCAGGG
T
GAGCCCAGAGTGCTGGGGTTAGCCATGATTCCTGGCCACCACGTGGTCTCCATCGAGGT
G
GAGTCAGACACCCTGGCCGACACACAGGGGTTCGGGGGCAGCCAC

##

>ssal_4057037
ATGGGGCGGATCTTCCTGGACCACATCGGGGGCACACGCCTCTTCTCCTGCGCCAACTG
T
GACACTATCCTGACCAACCGCTCAGAACTCATCTCCACCCGCTTCACCGGAGCCACCGG
C

CGAGCCTTCCTCTTCAACAAGGTGGTGAACCTGCAGTACAGCGAGGTACAGGACCGCG
TG
ATGCTGACGGGCAGACACATGGTTCGAGATGTCAGCTGTAAGAACTGCAACAGCAAGC
TG
GGCTGGATCTATGAGTTTGCCACCGAGGAC------AGCCAGCGCTACAAGGAGGGCCGC
GTCATCCTGGAGAGAGCACTCGTCAGGGAGAGCGAGGGC

>eluc_5224180
ATGGGTCGGATCTTCCTAGACCACATCGGCGGTACCCGACTCTTCTCCTGCGCCAACTGT
GACACCATCCTGACCAACCGTTCGGAGCTCATCTCCACGCGCTTCACCGGCGCCACGGG
C
CGAGCGTTCCTGTTCAACAAGGTGGTGAACCTGCAATACAGCGAGGTGCAGGACCGCG
TC
ATGTTGACCGGCAGACACATGGTGCGGGACGTCAGCTGCAAGAACTGCAACAGCAAGC
TG
GGCTGGATATACGAGTTCGCCACCGAGGAC------AGTCAGCGCTACAAGGAAGGCCGC
GTCATCCTCGAGCGGGCGCTAGTAAGGGAGAGCGAGGGC

>ssal_4055648
ATGGGCCGGATCTTCCTGGACCACATCGGCGGGACCCGCCTCTTCTCCTGCGCCAACTG
C
GACACCATCCTGACCAACCGCTCTGAGCTCATCTCCACGCGCTTCACTGGCGCCACGGG
C
CGAGCCTTCCTCTTCAACAAGGTGGTGAACCTGCAGTACAGTGAGGTGCAGGACCGTG
TG
ATGCTGACGGGCAGACACATGGTGCGAGACGTCAGCTGCAAGAACTGCAACAGCAAGC
TG
GGCTGGATCTACGAGTTTGCCACAGAAGAC------AGTCAGCGCTACAAGGAAGGCCGC
GTCATCCTCGAAAGGGCGCTAGTAAGGGAGAGCGAGGGC

##

>ssal_4065116
ACCCTCACACCCCACGTGTATTGGGCACAGCGTCATGGAGACATCTACCTGCGTGTGGA
G
CTGAGTGACGCTAAGAATCTTGATATCTGCGTACAAGACAACACCCTGCAATTCAAAGC
T
CAGGGTCATGGAGCTAAAGGAGACAATGACTATGAGTTCAGTCTGGACTTCCTGGAACC
A
GTAAAACCTGAGGTTAGTCACAGGTCGACCCAGCGCCTGGTAAATGTGACAGTGAGGA
AG
CAAGAGCAGCGTTGGTGGGATAGACTCACTCTGCAGGAGAGGAAACCTCTCTTCCTGG
CA
CCAGACTTCGACCGTTGGCTCGACGAATCAGACGCGGAGATGGAGCTTCAGGCTAAGG
AA
GAGGAGAAGATAAACAAGGTCAGCATCGAGTCAAGAATCCGTAAAGACCCCTACCTGG
GT
CTGAAGAAGGGGTATCTGTTCATGTACAACCTGGTCCAGTTCCTGGGCTTCTCCTGGATC
TTTGTCAACATGACCGTCCGTCTCTTCATCCTGNGACAAGACTCGTTCTATGACACGTTC
CACACCATTGCTGACATGATGTACTTCTGTCAGATGATG------

>ssal_4059265
ACGCTGACTCCCCACGTTTACTGGGCTCAGAGGCACGAGGACATCTACCTGCGAGTGGA
G
CTGATTGACGCGCAGAATCTTGACATCGGCGTGCATGATAATGTCCTCCAATTCAGGGCC
CAGGGTCATGGAGCAAGAGGACAGAATGATTATGAGTTTAGTCTGCCGTTTCTTAATGCT
GTGAAGACAGAGGTGAGCCACAGGTCGACCCAGCGCCAGGTGAACATCACGGTGCGTA
AG
CAGCTAAGTGGCTGGTGGGACAGACTCACGCTACAGGAGAAGAAACCTCTTTTCCTTG
CT
CCTGACTTCGACCGCTGGGTGGACGAGTCTGACGCAGAGATGGAGCTACTGGAGAAGG
AG
GAG---
AAAAAGAACCGGCTGAACACGGAGTCGAGACAGTCAGACCCCTCATTCATCACT
CTGAAGAAAGTTTTTCTGTTCACCTACAACCTGGTTCAGTTCTTGGGCTTCTCCTGGATC
TTCGTCAACATGACCATCCGACTCTTTATACTGGGACAAGATTCTCTCTACGACACATTC
TACACCATCTCCGACGTGATGTTTTTCTGCCAAATATTAGCC---

>eluc_5216490
ACGTTTACTCCTCACGTGTACTGGGCTCAGCGGCATGGAGATATTTATCTACGTGTGGAG
CTGATTGACGCCCAGAATCTCGACATCAGCGTTCATGATAATGTCCTGCAATTCAAGGCC
CAAGGTCATGGAGCTAAAGGGCAGAATGACTATGAGTTCAGCCTAATGTTCCTGAATGC
T
GTGAAGACCGAGGTGAGTTATCGGTCGACCCAGCGCCAGGTTAACATCACCGTGAAGA
AG
CAACAGAGAGGTTGGTGGGAGAGACTCACCGTACAGGAAAAGAAGCCGGTGTTCCTG
GCT
CCCGACTTTGACCGCTGGATAGATGAGTCCGATGCAGAGATGGAGCTACGCGAAAAGG
AG
------AGAAAAAACTGTCTCAGCATGGAATCAAGACGAACAGAGAACTCACTCATTACT
CTAAAGAAAGGTCTCCTGTTCACATACAACCTGGTTCAGTTCCTGGGCTTCTCCTGGATC
TTTGTCAACATGACTGTCAGACTCATTATTCTCGGGCAAGATTCTCTCTATGACACATTC
TACACTATTTCGGATGTGATGTTTTCCTGCCAGATATTGGCCAGT

##

>ssal_4058610
ATGTCTTTACAGGTGGCTGCATTTCTTCTGTTGGCATCAGTCCTCTGGAGCCATGTAGCA
GCAAGCACAGATCAGGCTATGGACTGCTGCTTGACAACGACCGATACCAAGCTTCCCCA
C
AGAGTGGTGAAGTCATACAGTATCCAGACAGTCAGTGGAGGATGTCGGATAGCTGCCAC
T
GTGTTTGTCACAAAGAAGAATCTTAGACTGTGTGCTCCTCCTGCCACCAAGAACAACTG
G
GTGGCCAAACTCATCAAGCAACTGAAGAGGAAATCGCATAAGGGAAAGGCCAGAAAA
GGG
AAGAATGGCAAG

>eluc_5222593
ATGTATTTACGGGTGGCTACACTTCTTCTGTTGGCATCAGTGCTCTGGAGCCACGTAGCA
GCAAACACAGGCAAGGCCCTGGACTGCTGTTTGACAACTACAGATGCCAGAATTCCCA
GC

AGAATGGCAAAGACCTACATTATCCAGACATCCAATGGAGGATGCCGGATTCCAGCCAC
T
GTGTTCATCACAAAAAAGAATCGTAGGCTGTGTGCTCCTCCTGCCACCAAGAAAAAGTG
G
GTGGCTAAGCTCATAAAACAACTGAAGACAAAATTGCAAAAGGGAAAGGCCAGAAAA
GGG
AAAAATGGCAAG

>ssal_4081174
ATGTCCTTACAGTTGGCTGCACTTCTTCTGTTGACATCAGTCCTCTGGAGCCATGCAGCA
GCAAACACAGATGAAGCAATGGACTGCTGCTTGACAACAACCGATGCCAAGCTTCCCC
GC
AGAGTGGTGAAGTCATTCAGTATCCAGACAGTCAGTGGAGGATGTCGGATACATGCCAC
T
GTGTTTGTCACGAGGAAGAATCTTAGACTGTGTGCTCCTCCTGCCAAAAATAACAACTG
G
GTGACCAAACTCATCAAGCAACTGAAGAGGAAATCGCAGAATGGAAAGGCCAGAAAA
GGG
AAAAATGGCAAG

##

>eluc_5216186
ATGGCGGGGCTGTCCTCACCTCTCCGCGTTTGCAGGGGAATACTAAAAGAGATCCGAGC
A
ATTAAAGGACCAGAATACAAACAGACTTTGGCGTACAATTACGTTTTCCAACAATTCCGT
AAAAATCTGATCACCAGTGAGAGATATTGCCGTGCTCAGGAAGAGGCTCTACATGCTTC
C
CATACCTACCTCTGTCTGCTCAGCTCCACACGACAACACATTGCTCTCTATGACATGTAC
CATGGGAAAGGTCAGCGTGGCACAGAGGAGATGGCAGGAATAGTGGGACTCCGGCTGC
CC
ACTCAGCCCGGAGGG

>ssal_4031526
ATGGCGTCGCTGTCTTCACCTCTCCGCCTTTGCCGGGGGATCCTGAGGGAGATACGAGC
G
ATTAAAGGACCGGAATACAAACAGTCTTTGGCATACAATTATGTTTTAGATCAATTCCGT
AAAAACCAGATCACTGGCGAGAGATATTGTCGTGCTCAGGAGGAGGCCCTCCATACTTC
G
CACAGCTACCTCTGTCTGCTCACCTCCACCCGGCAACACATGGCTCTCTACGACATCTAC
CATGGGAAAGGGCAGCGTGACACAGAGGAGATGGCAGGAATTGTGGGGCTCAGGCTGC
CC
ACCCAGCCTGGAGGG

>ssal_4060120
ATGGCGTCGTTGTCTTCACCTCTACGCATTTGCCGGGGGATCCTGAAGGAGATACGAGC
G
ATTAAAGGACCGAAATACAAACAATCTTTGACATACAATTATGTTTTAGATCAATTCCGT
AAAAACCAGATCACTGGGGAGAGATATTGTCGTGCTCAGGAGGAGGCCCTCCATGCTTC
G
CACAGCTACCTCTGTCTGCTCACCTCCACCCGGCAACACCTGGCTCTCTACGACATGTAC

CATGGGAAAGGGCAGCGTGACACAGAGGAGATGGCAGGAATTGTGGGGCTCAGGCTGC
CC
ACCCAGCCTGGAGGG

##

>eluc_5217906
CCTGAGAGAAACAATTGGGGTGATGTTGGTGATGATGTCACCCTACCCTGTCACCTCTCT
CCTGAGACCAGTGCTGTTACCATGACAATCAGGTGGTTTAAGGGGACAGAGTGTATTTA
C
CTGTATAAGAATGGTCAGGTGACAGAGAGGAGAGGCTATGAGGACAGACTGAGTCTGA
TC
ACCCAGGAGATGGAGAGAGGAAATGTGTCTCTGAGGATGAAAAACATCAAGGAGTCAG
AT
TCTGCAGTCTACATCTGTCAGGTCATCCATGGAGAACAGAAGGAGGAGGCTGTATTGGG
T
TTAGGGGTCAGTGAAGGA------

>ssal_4033472
---GAAGACTATGTAAAGGCTGATGTTGGTGAAGAGGTCACCCTCCCCTGTCACCTCTCA
CCCGACACCAGTGCTGTTACCACGACGATCAGGTGGTTTAAAGGGACAGAGTGTATTTA
C
CTGTATCAGAATGGCCAGGTGACAGAGAGGAGTGGCTATGAGGGCAGAGTGAGTCTGA
TC
ACCCAGGAGCTGGAGAGAGGCAACGTGTCTCTGAGGCTGAGAGACTACAGGGGGTCA
GAT
AGAGGAGTCTACATATGTCAGGTCATCCATGGAGAACAGAAGGAG---GCTGCAGTGGGT
TTATGGGATAGAGAAGTACGGGGA

>ssal_4031274
---GGAGACAAGGTGAAGGCTGATGTTGGTGAAGAGGTCACCCTCCCCTGTCACCTCTCA
CCTGACACCAGTGCTGTTACCACGACGATCAGGTGGTTTAAAGAGACAGAGTGTATTTA
C
CTGTATCAGAATGGCCAGGTGACAGAGAGGAGTGGCTATGAGGGCAGAGTGAGTCTGA
TC
ACCCAGGAGCTGGAGAGAGGCAACGTGTCTCTGAGGCTGAGAGACTACAGGAGGTCA
GAT
AGAGGAGTCTACATATGTCAGGTCATCCATGGAGAACAGAAGGAGGAGGCTGCAGTGG
GT
TTATGGGATAGAGAAGTACGG---

##

>ssal_4061946
ATCGCAGAAGAAAATGTCCGT------GGCGGTAGTGTTTTCAAGGAGATCAATGCTGAT
---GACGAAGACAGCCAACCCACCGAAATCGAGAGTCTGTGCATGAATTGTTACCAAAAT
GGGATGACACGTATTCTTCTTACGAAGATTCCTTTCTTCAAAGAAATTATCATCAGCTCG
TTCACCTGCCCCAACTGCAGTTGGTCAAACACTGAAATCCAATCAGCTGGTCGCATACA
G
GATCAAGGCATCACCTACACACTCAATGTCAAGTCAAAACAGGATATGAATCGAGAAGT

T
GTCAAAGCAGACAGTGCAACCACCAGAATCCCTGAACTGGATTTTGAAATACCTCCATA
C
ACACAAAAGGGCTCACTCTCTACCATCGAAGGCCTCTTAGACCGTGCAGTTGCAGGGTT
G
GAGCAAGACCAGCCGCTAAGAAATGAAACTGCACCAGAAGTTGCTGTGAAGATCAGTG
AG
TTCATTGATAAATTGAAGAAGTTGAAAGAAGGTGAAAGTGGATTCACACTGGTCATTGA
T
GATCCATCTGGGAACAGTTTTGTGGAGAACCCCTTTGCTCCGCAGAAGGATGAGGCTCT
C
TCGGTCTGCAACTACACAAGAACTCCCCAACAGGACGCCCAGTTAGGAATTAAGGCTG
AA
GACGAGGAGGAAGAGGAA---
AAGCCCAGTAATGACATTGAGAGTATGAGAAATGAGGTG
TTGACATTTAATACGAACTGTCCAGAGTGCAATGCCCCA---

>eluc_5217902
ATAACAGAAGGAAATGTCCGT------GGCGGTAGTGTTTTCAAGGAGATCAGTGCTGAT
---GATGAAGACAATCAAACCACCGAAATTGAGAGCCTGTGCATGAATTGTTATCAAAAT
GGATTGACACGTTTTCTTCTCACGAAGATACCCTTTTTCAAAGAAATTATCGTCAGTTCT
TTTTCCTGCCCTAACTGCAGTTGGTCGAACACTGAAATCCAATCTGCTGGTCGCATACAG
GATCAAGGCATTATCTACACTCTCAAAGTGAAGTCAAAACAGGATATGAATCGAGAAAT
T
GTTAAAGTGGACAGTGCTACTACCAGAATCCCTGAACTGGATTTTGAAATCCCTCCATAC
ACACAGAAAGGATCACTGTCGACAATCGAAGGACTGTTAGACCGTGCAGTTGCAGGTT
TG
AAGCAAGACCAGCCACTGAGAAAAGTATCTGTACCAGAAGTTGCTGAGAAGATTGATG
GG
TTCATTGATGAATTGAATAAGTTAAAAGATGGTGAAAGGGAATTCACACTGATCATTGAT
GATCCATCTGGCAACAGTTTTGTGGAGAACCCCTTTGCGCCACAGAAAGATGAGTCACT
C
TCAATCAGCCACTACAAGAGAACTCCCCAACAGGACGCCCAGTTAGGAATAAAGGCTG
AA
GAAGAGGATGAGGAGGAGGAAAAGCCCAGTAATGACATTGACAGCATGGGGAATGAGG
TG
TTAACATTTAATACAAATTGTCCTGAGTGCAATGCC------

>ssal_4054131
ATAGCAGAGGAAAATGTCCGTGGCACTGGCGGTAGTGTTTTCAAGGAGATCAGTGCTGA
T
AATGACGAAGACAATCAACCCACCGAAATTGAGAGTCTGTGCATGAATTGTTACCAAAA
T
GGAATGACACGTATTCTTCTTACGAAGATTCCTTTCTTCAAAGAAGTTATCATCAGTTCT
TTCACCTGTCCCAACTGCAGCTGGTCGAACACTGAAATCCAATCAGCTGGTCGCATACA
G
GATCAAGGCATCGCCTACACACTCAAAGTCAAGTCAAAACAGGATATGAATAGAGAAGT
T
GTCAAAGCAGACAGTGCAACCACCAGAATCCCAGAACTGGATTTTGAAATCCCCCCATA
C
ACTCAGAAGGGCTCACTCTCTACCATCGAAGGCCTCATAGACCGTGCAGTCGAAGGGTT
G

GAGCAAGACCAACAACTAAGAAATGCAACTGCACCAGAAGTTGCTGTAAAGATTGATG
AG
TTCATTGATAAATTGAAGAATTTGAAAGAAGGT------GGATTCACACTGGTCATTGAT
GATCCATCTGGGAACAGTTTTGTGGAGAACCCCTTTGCTCCGCAGAAAGATGAGGCTCT
C
TCAGTCAGCCACTACAAGAGAACACCCCAACAGGACGCCCAATTAGGAATAAAGGCTG
AA
GACGAGGAGGAA---------AAGCCCAGTAATGACATTGACTGTATGAGAAATGAGGTG
TTGACGTTTAATACAAACTGTCCAGAGTGCAATGCCCCAGCC

##

>eluc_5220863
ATGTTGGCAAACATTAGTTTAAGAACCACTCATAAATGGGCATCTGCTATTTTAGGGGAA
CATGGTTTTTTGTCGAGGCTGAAAGGACACTGTGCTGCTCTTCCATTAAAACACCGGGA
A
TACAACTCTGGTATCACACGGCCTTTACACAGCAGCAATGAGGCTGGATTGTCAGGTAC
T
GGGTGTTTTGGCATTCAGCCTGTGAGAAACTATGCCCGTGCCTTGAGAAAGAAGAAGCC
A
GTGATGGAAAGTCAACTGAGTGACCTTCCTCCGACAATGCTGAAGATGGAATATGCTGC
T
GTTCCACTCGCTCAAACAGCCGATGACTTGGTCATGAGACTTCTGACACTAGAACTAGC
A
AGCCATAGCGAGAAGTTGAAATTGAAAACTGAGCAGCTGATTGCCAAAGTCCAGAGGG
AT
GACGCTGACCACAGCTCAACAGAAGTCAGGGTGGCCATTTTGACCTCCAAGATTCGAA
AC
TACCAGGAGCACTTGCACAAACATCCTAAGGACAAAGCAAACAAGCGATGGATGTTAAT
G
GCAATTGACCGCAGAAAGGAGCTGCTCAAGCACCTGAGGGCGACACGTTATGACACTT
TT
GAACATGTCTGCCAGCAGCTGGGCATCACCTACACTTTCCCCCCGGAGTACTACAGACA
C
GCCACCCGTCGCTGGGTGGCCAAGAAAGCCTTGTGCATAAAGGTCTTCAAAGAGGTCC
AG
AAGCAGAAATTGGAGCAAAGGAAGAAAATAATACAGACTCTCCCCACCGGACATGTGG
AA
CTAGCTCAA

>ssal_4056050
ATGTTATCAAGCATGGCTTTAAGAAGTGCTCTTAAATCAACATCTGTCGTTCTGCGAGAA
TGTGGTGTTTTATCCAGGCTGAAAGGAACCTGTGCGTCTCTCCAATTGAAACATGGGGC
A
TTCACCTCTGTCATCACAGGACCTTCACACAGCAACAATGAGACTGCATTGACAGGTAT
T
GGGAGTTTCACCATTCAGTCTGTGAGAAACTATGCCCGTGTCATAAGAAAGAAGAAGCC
A
GTGATGAAAAGTCAGTTGAGTGATCTTCCTCCGACAATGCTGAAAATGGAATATGCCGC
T
GTTCCACTCGCTCAAACAGCTGATGACCTGGTCAAAAGACTTCTGACACTGGAACTAGC

A
AGCCATAGCGAGAAGTTGAAATTGAAAACGGAGCAGCTGATTGCAAAAGTCCAGAGGG
AT
GAAGCTGACCGCAGCTCTACAGAAGTCAAGGTGGCCATTTTGACCTCCAAAATCCGAA
AC
TACCAGGAGCACCTGCACAAACATACAAAGGACAAAGCAAACAAGCGATGGATGCTCA
TG
GCCATAGACCGCAGGAAGAAGCTGCTCAAGCACCTCAGGGTAACACGCTACGACGCCT
TT
GAACATGTCTGCCAGCAGCTGGGCATCACCTACACTTTCCCCCCGGAGTACTACAGACA
T
GCCACCCGACGCTGGCTGGCCAAGAAGGCCCTGTGCATAAAGGTCTTCAAAGAGGTGC
AG
AAACAGAAACTGGAGCAAAGGAAGAAAATTAAGCAGACCCCTCCCCCCACGCTGGCA
GAA
CCAGCCAGG

>ssal_4045298
ATGTTATCAAGTATAGCTTTAAGAAGCGCTCTTAAATCGACATCTGTCGTTCTGCGAGAA
TGTGGCGTTTTATCCAGGCTGAAAGGAACCTGTGCGTCTCTCCCATTGAAACATCGGAC
G
TCAACCTCTGTCATCACAGGGCCCTCACACAGCAACAATGAGACTGTATTGACAGGTAT
T
GGGAGTTTCACCATTCAGCCTGTGAGAAACTATACCCGTGCCATAAGAAAGAAGAAGCC
A
GTGATGCAAAGTCAGTTGAGTGATCTTCCTCCGACAATGCTGAAAATGGAATATGCCGCT
GTTCCAATCGCTCAAACCGCTGATGACCTGGTCAAAAGACTTCTGACACTGGAACTAGC
A
AGCCATCGCGAGAAGTTGAGATTGAAAACGGAGCAGCTGATTGCAAAAGTCCGGAGGG
AT
GAAGCTGACCGCAGCTCTACAGAAGTCAAGGTGGCCATTTTGACCTCCAAAATCCGAA
AC
TACCAGGAGCACCTGCACAAACATACTAAGGACAAAGCGAACAAGCGATGGATGCTCA
TG
GCCATTGACCGCAGGAAGAAGCTGCTCAAGCACCTCAGGGTGACGCGCTACGACGCCT
TT
GAACATGTCTGCCAGCAGCTGGGCATCACCTACACTTTCCCCCCGGAGTACTACAGACA
T
GCCACCCGACGCTGGCTGGCCAAGAAGGCCCTGTGCATAAAGGTATTCAAAGAGGTGC
AG
AAACAGAAACTGGAGCAAAGGAAGAAAATTAAGCAGGCCCCCCTCCCCAAACTGGCA
GAA
CCAGCCAAG

##

>ssal_4061009
GTCAAAGAGGAGGGAGGGGCCAGGGAGGGAGAGGAGTGGATCTTCCTCTCGTCTAAG
GAT
GCAAACCTCATGGACATGGGTGAGACACGGGCAGTGTTTCAGAAGCACCAGCCCACCC
AT

ATCATCCACCTGGCAGCCATGGTGGGAGGGCTCTTCAAGAACATGAGGGCCAACCTAGA
C
TTCTGGAGGAACAATATCTACATCAATGACAACGTTCTTCAGGCAGCACACGAGGTAGA
T
GCTGTCAGGGTGGTCTCTTGTCTCTCCACCTGCATCTTCCCTGACAAGACCACCTACCCC
ATCGACGAGACCATGATCCAC

>ssal_4060585
GTGAAACAAGAAGGCGGCTGTCTCGAGGGCGAGCAGTGGACCTTCCTGTCCTCCAAAG
AG
GCCAACCTCGTAGATCTACAACAGACAAGAGCAGTGTTTGAGAAGTATCGGCCCACCCA
T
GTAATCCACCTGGCTGCCAAGGTGGGAGGACTCTATCTTCACATGAAGGAGAACCTACA
C
TTTCTGAGGGACAACCTTCGCATCAATGACAACGTGCTGCAGACGTCTCACGAAAGGG
GC
GTCACCAAGGTGGTGTCCTGTCTGTCCAGCTGCATCTTTCCTGACAAGACCACATACCCT
ATCGATGAGAGCATGATCCAC

>eluc_5216452
GTGAAGAACGAAGGTGGGTCTCTCGAGGGGGAGCAATGGATATTTATTTCCTCCAAAGA
G
GCCAACCTTGTAGATCTTCAACAGACGAAAGCAGTGTTTGCGAAGTATCGGCCCACCCA
T
GTAATTCACCTGGCTGCCAAGGTGGGAGGACTTTACCTTCACATGAAGGAGAACCTACA
C
TTTCTGCGGGACAACCTTCGGATTAATGACAACGTCCTGCAGACAGCTCACGAAATGAA
C
GTCACCAAGGTGGTGTCTTGCCTGTCCAGCTGCATCTTCCCCGACAAGACCACTTATCCT
ATTGGTGAGAGCATGATCCAC

##

>ssal_4062043
TGTCTTTTCGAGAGTAATGCCATTGCTCACTACCTGAGCAATGAGGCCCTGCGTGGCAG
C
AGTCCCCAGGCCCAGTCCCAGGTGCTTCAGTGGGTAAGCTTTGCTGATGCTGAAATTAT
C
CCTCCAGCCTCTGCGTGGGTCTTCCCTACCTTGGGAATCATGCAGTTCAACAAACAGGC
A
ACAGAGCAGGCCAAGGAGGAGGTAAAGAAGGTTCTGTCTGTCCTCAACCATCACCTCA
AC
ACCAGGACCTTCCTGGTTGGAGAGAGAGTCAGCCTGGCTGATATCAGCGTGGCCTGCAG
C
ATGATCTGGCTCTATAAACAGGTCCTTGAGCCTTCCTTCCGCCAACCTTTCCCCAACGTG
ACCCGCTGGTTCCAGACCTGCGTGAACCAGCCCCAGTTCAAGACCGTGCTCGGAGAGG
TC
AAGCTCTGCGACAAGATGGCTCAGTTTGATCCCAAAAAGTTCACTGACATGCAG

>ssal_4023843
TGTCTTTTCGAGAGTAATGCCATTGCTCACTACCTGAGCAATGAGGCCCTGCGTGGCAG

C
AGTCCCCAGGCCCAGTCCCAGGTGCTTCAGTGGGTGAGCTTTGTTGATGCTGAAATCAT
C
CCTCCAGCCTCTGCGTGGGTCTTCCCCACTTTGGGAATCATGCAGTTCAACAAACAGGC
A
ACAGAGCAGGCCAAGGAGGAGGTAAAGAAGGTTCTGTCTGTCCTCAACCATCACCTCA
AC
ACCAGGACCTTCCTGGTTGGAGAGCGAGTCAGCCTGGCTGATATCAGCGTGGCCTGCAG
C
ATGATCTGGCTCTATAAACAGGTCCTTGAGCCTTCCTTCCGCCAACCTTTCCCCAACGTG
ACCCGCTGGTTCCAGACCTGCGTCAACCAGCCCCAATTCAAGACTGTGCTCGGAGAGG
TC
AAGCTCTGCGACAAGATGGCTCAGTTTGATCCCAAAAGTTCACTGACATGCAGC

>eluc_5217932
TGTCTGTTCGAGAGTAATGCCATTGCTCACTACTTGAGCAATGAGGCCCTGCGTGGCAG
C
AGTCCCCAGGCTCAGTCCCAGGTTATCCAGTGGGTGAGCTTTGCTGACTCTGAGATCAT
C
CCTCCAGCCTCTGCCTGGGTCTTTCCCACCTTGGGAATCATGCAGTTCAACAAACAGGC
A
ACAGAGCAGGCGAAGGAAGAGATCAAGAAGGTGCTGTCCGTCCTCAACCAGCACCTG
AAC
ACCAGAACCTTCCTGGTTGGGGAGCGAGTCAGCCTGGCTGATATCAGTGTGGCCTGCAG
C
ATGCTGTGGCTCTACAAACAGGTTCTCGAGCCTTCCTTCCGGCAGCCTTACCCCAACGTT
ACCCGCTGGTTCCAGACCTGCGTCAACCAGCCCCAGTTCAAGGCTGTGCTTGGGGAAG
TC
AAGCTCTGTGAAAAGATGGCTCAGTTTGATCCCAAGAAGTTTGCTGACATGCAG

##

>ssal_4023568
GAGGAGCGTTTTGCCTTCCTGGCAGAGTGGTATGACCCCAGTGCTGCTCTCCTGCGCCG
C
TACCAGCTGCTGTTCTACCCCAAGGATGGCTCTGTGGAGATGTTTGATGTGAAGAACCA
G
CGTACCTTCCTGAGACGGACCAAATACGACGAGCTTCACCAGGAGGACCTGTTTGTCGG
A
AACCGCGTGAACGTTTTCTCCCGTCAACTCGACCTGATTGGATATGGAGACCAGTATACA
GGAAACAAGCTCGGCAGCAAGAAAGAGAGAACTCTTGCTATGATAAAACCAGATGCAG
TC
AACAAGATGGGAGACATTCTACAGATGATCTATGACGCCAACCTGATCCTCACCAAAGC
C
AAAATGACAAAGCTGACATGC----------
----------AACCTGGTGCAGTTTATGACCTCTGGCCCTGTGGTTGCCATGGAGCTA
ATGGGCGACGAGGCAGTGTCCGTGTGGAGAAGGATTCTGGGCCCCACTGACTCGGGCG
TA
GCACGGAAAGAGGCCCCACCAAGCCTCAGAGCTCAGTTTGGCACAGATGGCACCAGAA
AC
GCTGGACATGGGTCTGATTCACTGGCTTCAGCAGCAAGAGAGCTGGAGTTTTCTTCCC

A
TCCACAGCGGGCCATGGTCCCGCTAACACGGCCAATTGCACAGAC

>ssal_4057365
GAGGAGCGTTTTGCCTTCCTGGCAGAGTGGTATGACCCCAGTGCTGCTCTCCTGCGCCG
C
TACCAGCTGCTGTTCTACCCCAAGGATGGCTCTGTGGAGATGTTTGATGTGAAGAACCA
G
CGTACCTTCCTGAGACGGACCAAATACGACGAGCTTCACCAGGAGGACCTGTTTGTCGG
A
AACCGCGTGAACGTTTTCTCCCGTCAACTCGACCTGATTGGATATGGAGACCAGTATACA
GGAAACAAGCTCGGCAGCAAGAAAGAGAGAACTCTTGCTATGATAAAACCAGATGCAG
TC
AACAAGATGGGAGACATTCTACAGATGATCTATGACGCCAACCTGATCCTCACCAAAGC
C
AAAATGACAAAGCTGACATGGAAGCAGGCAGCAGACTTTTACACCGAACATCAGACAA
AG
TCTTTCTTCAACAACCTGGTGCAGTTTATGACCTCTGGCCCTGTGGTTGCCATGGAGCTA
ATGGGCGACGAGGCAGTGTCCGTGTGGAGAAGGATTCTGGGCCCCACTGACTCGGGCG
TA
GCACGGAAAGAGGCCCCACCAAGCCTCAGAGCTCAGTTTGGCACAGATGGCACCAGAA
AC
GCTGGACATGGGTCTGATTCACTGGCTTCAGCAGCAAGAGAGCTGGAGTTTTTC------

>eluc_5218508
GAGGAGCGCTTTGCCTTCCTGGCGGAGTGGTTCGACCCCAGTGCAGCACTCCTGCGGC
GC
TACCAGCTGCTGTTCTATCCCAAAGACGGCTCTGTGGAGATGTTTGACGTGAAAAACCA
G
CGCACCTTTCTGAGAAGGACCAAATACGACGAACTTCACCAGGAGCACCTGTTTGTGG
GA
AACCGTGTGAACGTGTTCTCCCGTCAGCTCAACCTGATTGGATATGGAGACCAGTACAC
C
GCAAACAAGCTTGGCAGCAAAAAAGAAAGAACTCTTGCCATGATCAAACCAGATGCAG
TC
TGCAAGTTGGGAGACATTCTGCAGATGATATGCGACGCCAACCTGATTGTAACCAAAGC
C
AAAATGACAAAGCTGACGTGGAGGGAGGCAGCGGACTTCTACACAGAACATCAGACAA
AG
TCTTTCTTTAACAACCTGGTACAGTTTATGACCTCTGGGCCTGTGGTTGCCATGGAGCTG
TTGGGCGACGAGGCTGTCTCAGTATGGAGGAGGATTCTCGGGCCAACTGACTCCAGCAC
A
GCACGGAAAGAGGCTTCTCTTAGTCTTAGAGCCCAGTTTGGCACCGATGGCACCAGAA
AC
GCTGGACATGGATCTGACTCACTGGCTTCAGCAGCAAGAGAACTGGAGTTTTTC------

##

>ssal_4041820

ATGTCAACAACTGACTTTTATTTGAGATATTATGTCGGGCACAAGGGCAAGTTTGGACAC
GAGTTCTTGGAATTCGAGTTTAGACCGGACGGTAAACTGAGGTACGCGAACAACAGCA
AC
TACAAGAATGACGTCATGATCAGAAAAGAGGCCTATGTACACAAGAGTGTGATGGAGGA
A
CTGAAGAGGATCATAGATGACAGTGAGATCACCAAGGAAGATGATGCATTGTGGCCGCC
C
CCAGACAGAGTGGGCAGACAGGAGCTGGAGATCGTCATTGGCGACGAGCACATTTCCT
TC
ACAACTTCCAAGATCGGTTCCTTGATTGACGTCAACCAGTCAAAGGACCCAGAAGGCCT
C
CGTGTGTTCTGCTACCTGGTTCAGGATTTGAAATGTCCCGTCTTCAGTCTCATTGGATTA
CACTTCAAGATCAAGCCCATC

>ssal_4056330
ATGTCAACGAGTGACTTTTATTTGAGATATTATGTCGGGCACAAGGGAAAGTTTGGACAC
GAGTTCTTGGAATTTGAGTTTAGACCAGACGGTAAGCTGAGGTACGCGAACAACAGCA
AC
TACAAGAATGATGTCATGATCAGAAAAGAGGCGTACGTACACAAAAGTGTGATGGAGG
AA
CTGAAGAGGATCATAGATGACAGTGAGATCACCAAGGAAGATGATGCACTGTGGCCACC
C
CCAGACAGAGTGGGCAGACAGGAGCTGGAGATCGTCATTGGGGATGAGCACATTTCCT
TC
ACAACTTCCAAGATTGGTTCCTTGATTGATGTCAACCAGTCGAAGGACCCAGAAGGCCT
C
CGCGTGTTCTACTACCTGGTCCAGGATCTCAAATGTCTTGTCTTCAGTCTCATCGGACTA
CACTTCAAGATCAAGCCCATC

>eluc_5221736
ATGTCAACTAGCGATTTTTATTTGAGGTATTATGTGGGGCACAAGGGAAAGTTTGGACAC
GAGTTCCTAGAATTTGAGTTTAGGCCAGACGGTAAGCTGAGGTACGCGAACAACAGCA
AC
TACAAGAATGACGTCATGATCAGAAAAGAGGCATACGTACACAAGAGTGTGATGGAGG
AA
TTGAAGAGGATCATAGACGACAGTGAAATCACCAAGGAAGACGATGCACTGTGGCCGC
CA
CCTGACCGAGTGGGCAGACAGGAGCTGGAGATAGTTATTGGGGATGAGCACATTTCCTT
T
ACAACTTCAAAGATTGGCTCCTTGATTGATGTCAACCAGTCAAAGGACCCAGAAGGCCT
C
CGTGTCTTTTACTACCTGGTCCAGGATCTGAAATGTCTCGTCTTCAGTCTTATTGGACTA
CACTTCAAAATCAAGCCCATC

##

>eluc_5220772
ATGGCAGACGACGTACTCTTTGAATTTCTCCACATGGAGATGGTGTCCCATATTTACAAA
GAGCAAGCTTCCAGAGGGGAAATGGACAAGGATAGGGCCACTTGTGTGTCAGCCCTGG
AA
GGCATGGGTTTCAGAGTGGGACAAGGGCTAATAGAAAGGTTTACAAAGGATTCGCCCA

GT
TTCAAAGACGACTTGGACATTATGAAATTCATCTGTAAAGACTTCTGGATAAACGTCTTC
AGAAAGCAAATCGATAACCTAAGGACAAACCACCAGGGGACTTATGTTTTGCAAGACAA
T
AAGTTTTCACTCCTGACACAATTATCCAGTGGGAAGCAGTACCTTGAGGAAGCTCCGAA
G
TATCTGGCATACTCCTGTGGATTAGTAAGAGGGGCTTTGTCTAACCTGGGAATGGACTGC
GTGGTGACAGCCGAGGTCTCCCCAATGCCCTCATGTAAATTCCAAGTAGTGATTCAGAA
G
ATT

>ssal_4060087
ATGGCCGACGACGTACTCTTTGAGTTCCTCCACATGGAGATGGTGTCCCATATTTACAAA
GACCAAGCCTCGAGAGGTGAGATGGACAAGGATAGGGCAACTTGTGTGTCCACTCTGG
AA
GGCATGGGCTTCAGAGTAGGACAAGGGCTTATTGAAAGGTTTACGAAAGATTCGCCCAG
C
TTCAAAGATGACTTGGATGTCATGAAATTCATCTGTAAAGACTTCTGGATAAATGTCTTC
AGAAAGCAAATTGACAACCTTAGGACAAACCACCAGGGTACTTATGTTTTGCAAGACAA
C
AAGTTTGCGCTCTTGACACAGTTTTCCAACGGGAAGCAGTACCTTGAGGAAGCTCCAA
AA
TATCTGGCATACTCCTGTGGATTGGTGAGAGGAGCTTTGTCTAACTTGGGTATGGACTGC
GTGGTGACAGCTGAGGTCTCCCTAATGCCCTCATGTAAATTCCAGGTCGTGATTCAGAA
G
ATT

>ssal_4078597
ATGGCAGACGAAGCCCTTTTTCAGTTTTTACACAATGAGGTGATACAGTATATATACAAA
TCATCTGAA---CATGGGGAAATGGAAAATGGGAGA------TGTATTACCAAACTGGAA
AATATGGGATTCCGGGTGGGTCAGGGACTAATAGAAAGGTTCACCAAAGACACAGCAC
GG
TTTAAAGATGAGCTTGATGTCATGAAATTCATCTGCAAAGACTTCTGGACCTGTGTCTTC
AAAAAGCAAATTGACAACCTAAGAACAAATCACCAAGGTATTTATGTCCTGCAGGATAA
C
AAGTTCCGGTTACTCACTCAGCTCTCTGCCGGTAAACAGTATTTGGAGCATGCCCCTAAG
TATTTGGCGTTCACATGTGGCCTGGTTAGAGGAGGGCTTTCCAACCTGGGAGTGAAGAG
T
ATTGTCACAGCAGAGGTGTCCGTTATGCCTGCCTGTAAATTTCAGGTCATGATCCAGAAA
ATG

##

>eluc_5224372
CTGGCCATGAAGGGATTGGGTACCGATGAGGACACTCTGATTGAGATTCTGGCCTCCAG
G
ACCAATAAGGAGATCGGAGAGATCAAAGTAGCCTATAAGGAAGAATACAAAAAGGAGC
TG
GAGGATGAGATCAAGTCTGACACAAGCGGAGACTTTAGGACTGCCCTGCTCTCACTCTG
C
AAGGCCAACAGGAGTGAGGACACCACTGTGAACCTGGAGCTTGCTGACAGTGATGCCA

GG
ACCCTGTATGAGGCTGGAGAGAAGAGGAAAGGGACCGACTGCTCGGTCTTCATAGACA
TT
CTGACCACCAGAAGTGCTCCTCAGCTCCGCCAAACCTTTGAGAGGTACTCCCAATACAG
T
AAAGTGGATGTGGGAAAGGCT---

>ssal_4043836
---GGCATGAAGGGATTGGGCACAGGCGAGGATACTCTGATTGAGATTCTGGCCTCCAGG
ACCAATAAGGAGATCAGAGAGATAAAGAAAGTCTATAAGGGAGAATACAAAAAGGAGC
TA
GAGGATGACATCAAATCTGACACAGGCGCAGACTTCAGGAATGCTCTGCTCTCACTATG
C
AAGGCTACTAGGAATGAGGACACCATGGTGAACCAGGAACTTGCTGACAGTGATGCCA
GG
GCCCTGTATGAGGCTGGAGAGAAGAGGAAGGGAACAGACTGCTCTGTCTTCATAGACA
TT
CTGACCACCAGAAGTGCTCCTCAGCTCCGCCAAGCGTTTGAGAGGTACTCCAAGTACA
GT
AAGGTGGATGTGGCAAAGGCTATT

>ssal_4043360
---GCCATGAAGGGATTGGGCACAGATGAGGATACTCTGATTGAGATTCTGGCCTCCAGG
ACCAATAAAGAGATCAGAGAGATAAAGAAGGTCTATAAGGAAGAATACAAAAAGGAGC
TG
GAGAATGACATCAAGTCTGACACAGGTGGAGACTTCAGGAATGCTCTGCTCTCGCTCTG
C
AAGGCTACTAGGAATGAGGACACCATGGTGAACCAGGAACTTGCTGACAGTGATGCCA
GG
GCCCTGTATGAGGCTGGAGAGAAGAGGAAGGGAACAGACTGCTCTGTCTTCATAGACA
TT
CTGACAACCAGAAGTGCTTCTCAACTCCGCCAAGTGTTTGAGAAGTACTCCAAGTACAG
T
AAGGTGGATGTGACAAAGGCCATC

##

>ssal_4037155
ATGGCCAGCCAAAGAGCGCTACCTCAAAGCAAGGAGAGCCTTCTTCAGAACTACAACA
AA
AGACTGAAGGATGATATCAGGTCCATTCTAGACAACCTCACAGAAATCATCAAAACTGC
A
AAGGTAGAGGATGAGACACAGGTCTCTCGGGCTACACAGGCTGAGCAGGACCATTATG
AG
ATGCATGTCAGAGCAGCCAACATAGTGCGTGCGGGCGAGTCCCTCATGAAGCTGGTGTC
G
GACTTGAAGCAGTTCTTGATCCTCAACGACTTCCCGTCAGTCAATGAGGCCATCAGCCT
G
CAGAACCAGCAGCTGCGCTCGCTGCAGGAGGAGTGCGACAAGAAGCTCACCTCGCTCC
GC
GACGAGATCGCCATCGACCTGTACGAGCTAGAGGAAGAATATTACTCCTCCAGGTAC

>eluc_5218223
ATGGCCAATCAAAGAGCGCTCCCGCAAAGCAAGGAGAGCCTTCTCCAGAACTACAACA
AA
AGACTGAAAGATGATATAAGGTCCATTCTAGACAACCTCACGGAAATCATAAAAACGGC
A
AAGGTAGAGGAAGAGACCCAGGTTTCTCGCGCTACACAGGCTGAACAGGACCACTATG
AG
ATGCACGTCAGAGCAGCCAACATCGTGCGTGCAGGTGAGTCCCTAATGAAGCTGGTGTC
T
GACCTGAAGCAGTTCCTGATCCTCAACGACTTTCCATCGGTCAACGAGGCGATCAGCCT
G
CAGAACCAGCAGCTGCGCTCACTGCAGGAGGAATGCGACAAGAAGCTCACCTCACTCC
GC
GATGAGATCGCCGTCGACCTGTACGAGCTTGAGGAAGAATATTACTCCTCCAGGTAC

>ssal_4059182
ATGGCCAATCAAAGAGCGCTCCCTCAAAGCAAGGAGAGTCTTCTTCAGAACTACAACA
AA
AGACTGAAGGATGATATCAGGTCCATTCTAGATAACCTCACGGAAATCATAAAAACCGC
A
AAGGTAGAGGACGAGACGCAAGTCTCTCGGGCTACACAGGCTGAGCAGGACCACTATG
AG
ATGCACGTCAGAGCAGCCAACATTGTGCGTGCGGGCGAGTCCCTGATGAAGCTCGTGTC
G
GACCTGAAACAGTTCCTGATCCTCAACGACTTCCCATCAGTAAACGAGGCCATCAGCCT
G
CAGAACCAGCAGCTGCGCTCGCTGCAGGAGGAATGTGACAAGAAGCTCACCTCGCTCC
GT
GACGAGATCGCCATCGACCTGTACGAGCTAGAGGAAGAATATTACTCCTCCAGGTAC

##

>ssal_4043323
ATGACATCTGTTTGTGATGCCACCAATGAAGACAAGGAAAATGGTTCAGAGTCGACGGA
G
TCTCAGGACAAGGAACATCCACGGGTTCTCATCCCAGAGTTGTGTCGTCTTTTCTACCA
G
CTCGGCTGGGTTACTGGGACAGGAGGAGGGCTAAGTTTGAGACGTGGAGATCAGATCT
AC
ATTGCCCCGTCTGGTGTGCAGAAGGAGAGACTACAGCCAGATGACATGTTTGTCTGTGA
T
GTGGAGGAGAGAGACATCAGCTCCCCACCCCCCTGGAAGAAGCTGAAGAAGAGCCAG
TGC
ACCCCTCTGTTTATGAATGCCTTCACTATGAGGGCGGCGCAGGCCGTCATCCACACCCAC
TCCAAGACTGCCGTCATGGCAACTCTGTTTTATCCTGGCAAGGAGTTCCGCATAACTCAC
CAGGAGATGATAAAGGGAATCCGCAAG

>eluc_5220245
ATGGCGTCTATATCTGACATAATCCAAAAGGACGAGGACTCTGGTTCAGAGAAAACTGA
G

TCTCAGGACAAGGAACATCCCCGGGTTCTCATCCCAGAACTGTGCCGGCTCTTCTACAA
A
CTTGGTTGGGTTACTGGGACAGGCGGAGGGATAAGTTTACGTCATGGAGACCAGATTTA
C
ATCGCCCCGTCTGGAGTCCAGAAGGAGAGACTACAGCCGGAGGACATGTTTGTGTGTGA
T
GTAGAGGAGAGGGACATCTGTGTCCCACCAGCATGGAAGAATCTGAAGAAGGGCCAGT
GC
ACCCCCCTGTTTATGAATGCCTACACCATGAGAGCGGCACAGGCTGTCATACACACCCA
C
TCCAAAGCTGCTGTCATGGCAACACTGTTTTATCCTGGCAAGGAGTTTCGGATAACTCAC
CAGGAGATGATCAAGGGAATTCGCAAG

>ssal_4031041
ATGACATCTGTTTGTGATGCC---------GACAAGGAAAATGGTTCAGAGTCGACGGAG
TCTCAGGAGAAGGAACATCCACGGGTTCTCATCCCAGAGTTGTGTCGTCTTTTCTACCA
A
CTCGGCTGGGTTACTGGGACAGGAGGAGGGCTAAGTTTGAGACGTGGAGATCAGATCT
AC
ATTGCCCCGTCTGGTGTGCAGAAGGAGAGACTACAGCCAGATGACATGTTTGTCTGTGA
T
GTGGAGGAGAGAGACATCAGCTCCCCACCCCCCTGGAAGACGCTGAAGAAGAGCCAG
TGC
ACCTCTCTGTTTATGAATGCCTTCACTATGAGGGCGGCGCAGGCCGTCATCCACACCCAC
TCCAAGGCTGCCGTCATGGCAACTCTGTTTTATCCTGGCAAGGAGTTCCGCATAACTCAC
CAGGAGATGATAAAGGGGATCCGCAAG

##

>ssal_4044567
TGCAGCCAGCTGGCCCAGGATCCCAAGCTGAAGGATGGCTACAATGCCATGGGCTTTTC
C
CAGGGAGGGCAGTTCCTGAGGGCAGTGGCGCAGCGCTGTCCATCTCCTCCAATGAAAA
CC
CTGATCTCTGTTGGGGGACAACAACAAGGGGTGTATGGTCTCCCTAGATGCCCTGGAGA
G
AGCTCCCATATCTGTGACTGGATTCGCAAGAAACTCAACTCAGGAGCCTACACCGATAC
T
GTGCAAAAACACTTGGTGCAGGCACAGTACTGGCACGACCCACTGAATGACGACCTGT
AC
AAAAAA---

>eluc_5219429
---AGCCAGCTGTCCCAGGACCCCAAGCTGAAGAGTGGCTACAACGCCATGGGCTTCTCC
CAGGGAGGGCAGTTTCTGAGGGCCGTGGCTCAGCGTTGTCCATCTCCTCCAATGAAAAC
C
CTAATCTCCATCGGGGGACAGCAACAAGGGGTGTACGGTCTCCCTAGATGCCCAGGAGA
G
AGTTCTGTTATCTGTGACTGGATTCGCAAGAAACTGAACTCTGGAGCCTACACTGATGT
G
GTGCAAAAGCACTTGGTGCAGGCGCAGTACTGGCATGACCCACTGAATGACGACTTGTA

C
AAAAAACAC----------

>ssal_4049604
TGCAGCCAGCTGGCCCAGGATCCCAAGCTGAAGGATGGCTACAATGCCATGGGCTTTTC
C
CAGGGAGGGCAGTTCCTGAGGTCAGTGGCGCAGCGCTGTCCATCTCCTCCAATGAAAA
CC
CTGATCTCTGTTGGGGGACAACAACAAGGGGTGTATGGTCTCCCTAGATGCCCTGGAGA
G
AGCTCCCATATCTGTGACTGGATTCGCAAA------AACACTTGGTGCAGGCACAGTACT
GGCACGACCCACTGAATGACGACCTGTACAAAAAAACACAGCCTCTTCCTGGCTGATGT
C
AATCAGGAG----------

##

>ssal_4023733
GCACGAAAAGTAATTATCTACGGCGGGAAAGGAGCACTAGGAGCCACTTGTGTTCAATA
C
TTCAAGTCTAAAAACTGGTGGGTGGCGTGTATTGACATCAATGCCAATGAGGAGGCAAG
C
GCCAACATCCTAGTCAAACCAACCGACTCCTTTACTGACCAGGCAGAACAGGTGACAG
CG
GATGTGTTGTCGTTGCTAGGCGACCAGAAGGTGGATGCCATCCTGTGTGTGGCGGGAGG
A
TGGGTCGGAGGCAGCGCCAAGGCTAAAGCTCTCTATAAGAGCAGTGATCTGATGTGGAA
G
CAGAGTGTGTGGACATCAACCATTTCCAGTCACCTAGCAACCAGACACCTGAGAGAAG
GG
GGGCTGCTCACACTGTCTGGAGCGGTCCACCAGCTACGTCAGTCTCTAGCGGGA

>eluc_5219780
GCACACAGAGTTCTCGTTTACGGAGGCAAAGGAGCTTTGGGAGCCAAATGTGTCCAATA
T
TTCAAGTCTAAAAACTGGTGGGTGGCATGTATTGACCTGGTTGCCAATGAGGAGGCAAG
C
GCCAACATTCTGGTCAAACCCACAGACTCCTTCACTGATCAGGCAGAACAGGTTTCAAC
G
GATGTATCATTGTTGCTGGGCGACCAGAAGGTGGATGCCATCTTGTGTGTGGCAGGAGG
A
TGGGCTGGGGGCAGTGCGAAGGCTAAGGGGCTGTTTAAGAACAGTGATCTGATGTGGA
AA
CAGAGTGTGTGGACGTCAACAATCTCTAGTCACCTAGCAACCAAACACCTAAGAGAGG
GG
GGTCTGCTCACCCTGTCTGGAGCCCACGCTGCTCTAACCGGAACCCCAGGTATG

>ssal_4086787
GCCAATCGGGTACTCGTTTACGGAGGAAGAGGCGCACTAGGTAGCAAAATTGTTCAGCA
C
TTCAAATCTAAAGGATGGTGGGTCGCCAGCATCGATATCGTTGCCAATGAGGAGGCAAA

C
GCGAACGTGCTGGTGAAGTTATCCGAGTCATTTACCGAGCAAGCTGGGCAGGTGACAG
CA
GATGTGGCACAGTTGCTAGGGGACCAGAAAGTAGATGCCATCTTGTGCGTGGCAGGCG
GA
TGGGCAGGAGGAAATTGCAGCTCAAAAGACTTGTACAAAAACACAGATATGATGTGGA
AG
CAGAGTGTGTGGACCTCTACCATCTCTAGCCATCTGGCTGCTGTGCACCTGAAGCAAGG
G
GGACTGCTGACTCTGGCTGGGGCTAAAGCATCACTGGGTGGCACTAGTGGCATG

##

>ssal_4046585
ACCAATTTCCAGGGCATGGCCCTGACCCGGGACAAGATGTGTTCCATGGTCAAGAAGTG
G
CAGACCATGTTTGAGGCCCATGTGGACGTGAAGACCACCGAGGGCTACCTCTTGGGTTT
A
TTTTGTGTTGGCTTCACCAAGAAGGGCCCCAACCAGATCAGGAAGAGGTGGTACGCCC
AG
CACCAGCAGGTCCGTCAGATCAGGAAGAAGATGATGGAGATCATGACCCGTGAGGTCC
AG
ACCAACGACCTGAAGGAAGTTGTCAACAAGCTGATCCCTGATTCCGTTGGCAAGGACAT
T
GAGAAGGCCTGCCAGTCCATTTACCCCCTCCACGAGGTT---TAGGTCAGGAAGGTTAAG
ATGCTGAAGAAGCCCAAGTTTGAGTTGGGCAAACTGAGGGAGTTCCACGGTGGGGGGG
GT
GGCAGCAGGGCAGCCAAGCCCTTTGGGGAGGACACCGGGGTTAAGGTGGATAGGGCG
GAG
GGTTACGAGCCCCCCATCCAAGAGACC

>ssal_4042254
ACTAACTTCCACGGCATGGACCTGACCCGTGACAAGATGTGCTCCATGGTCAAGAAGTG
G
CAGACCATGATTGAGGCCCATGTGGACGTGAAGACCACCGACGGCTACCTCTTGCGTCT
A
TTCTGTGTTGGCTTCACCAAGAAGCGCACCAACCAGATCAGGAAGACGTCGTACGCCC
AG
CACCAGCAGGTTCGTCAGATCAGGAAGAAGATGATGGAGATCATGACCCGTGAGGTCC
AG
ACCAACGACCTGAAGGAAGTTGTCAACAAGCTGATCCCTGACTCCGTTGGCAAGGACA
TT
GAGAAGGCCTGCCAGTCCATCTACCCCCTCCACGACGTCTACGTCAGGAAGGTTAAGAT
G
CTGAAGAAGCCCAAGTTTGAGTTGGGCAAACTGATGGAGCTCCACGGTGAGGGTGGTG
GC
AGCAGTGCAGCCAAGCCCTCTGGGGACGACACCGGGGCTAAGGTGGATAGGGCCGACG
GC
TACGAGCCCCCCATCCAAGAGACCGTC

>eluc_5221999

ACCAACTTCCATGGCATGGACCTGACTCGTGACAAGATGTGCTCCATGGTCAAGAAATG
G
CAGACCATGATTGAGGCCCATGTGGACGTGAAGACCACCGACGGCTACCTTCTGCGTCT
G
TTCTGCGTCGGTTTCACCAAGAAGCGCACCAACCAGATCAGGAAGACGTCGTATGCACA
G
CACCAGCAGGTCCGTCAGATCAGGAAGAAGATGATGGAGATCATGACCCGTGAGGTCC
AG
ACCAACGACCTGAAGGAAGTTGTGAACAAACTGATCCCGGACTCCGTTGGCAAGGACA
TT
GAGAAGGCTTGCCAGTCAATCTACCCCCTGCATGATGTGTATGTCAGGAAGGTCAAGAT
G
CTGAAGAAGCCCAAGTTTGAGTTGGGCAAGCTGATGGAGCTCCATGGTGAGGGTGGCG
GC
AGT---GTAGCCAAGCCTTCAGGGGACGATACTGGCGCCAAGGTGGAGAGGGCCGATGGC
TACGAACCCCCCATCCAGGAGACCGTC

##

>ssal_4058048
AGAACAATGTTTCCTAAGATCACACTTCAAGATATCCTGAACTTTGAGAAGTCCTACAAG
GACTCTGAGGAAGAAAAGCATGATCTGATGCGGGTCTATGAGGAGCACAAGGGCGACA
TG
GACATGATCATGGAGAACGTGCTGTGTGCCACCCAGGAGGACGAGCCACGGATCAGAG
CC
ATCCTCCAGTGCGCCATCGACTCCAAGGAGCTGCTGGCTCACAAGGCTTTCACCAACGA
G
AGTGCTAAGAAGAAAAGCAGCCGCAAACGCAAGGCCGATAAAGAGCGTAAAGAGGCA
GAG
GAGATGCAGAAAGAGATGGGCCTGAAC---
AGCGAGGACAGCCTGGTGGCCATGATCAAG
AAAAATCAGAAGTCAAAAGAGGCAGGCTTTAACAATTTTATGGATAACCTGGAGGCAAA
G
TACTGCAAG

>eluc_5217557
AGAACAATGTTTCCTAAAATCACACTTCAAGACGTCCTGGACTTTGAGAAGTCCTACAA
G
GACTCCGAGGAGGAGAAGCACGATCTGATGCGGGCCTACGAGGAGCACAAGGGCGACA
TG
GACAAGATCATGGAGAATGTGTTGTGCGCCACCCAGGAGGATGAGCCACGGATCCGAG
CC
ATCCTCCAGTGTGCCCTCGACTCCAAGGAGCTACCCCCTCACAGGGCCTTCACCAATGA
G
AGTGCGAAGAAGAAAAGCGTCCGCAAACGCAAGGCCGATAAAGAGCGCAAAGAGGCA
GAG
GAGATGCAGAAAGAGATGGGCCTGGAC---AGCGAGGACAGCCTAGTTGCCATGATCAAG
AAAAATCAGAAGTCAAAAGAAGCAGGCTTTAACAATTTAATGGATGACCTGGAGGCAA
AG
TACTGC---

>ssal_4043875
AGGTTGCTGTTCCCTAAGATCACATTGAAGGACATCCAGGAGTTTGAGAGGAAGTACAA
A
GGCACGGAGGAGGAGAGGCAGGATGTGATGCAGATTTACCTGCAGCACCATGGGGACA
TG
GACGCCATCATGGCCTCAGCCCTGTGCTGCTCTCAGGAGGACGAGCCCAGGATCACAGC
C
CTTATACAGACAGCCATCCAGGCAGGGGAGCTCACGGCCTACCCTGCATTCACCCAGGA
G
AGCACCAGGAAAAAGAAAACACGCAGACAGAAGGCTGATGAAGAAAGACAAGAAGC
TGAG
GAGATGCAGAGAGAGATGGGACTCAATGATGCTGATGACAGTCTTGTAATGATGTTAAA
G
CAAAAGCATAAGTCCAGAGAGCAGAATTTTAACTCTTTCCTGTCTGACCTGGAAGCCAA
A
TACTCC---

##

>eluc_5223628
TATGCGGCATGCATGTACCTGGAGAGCCAATTCAGGACCCAGGGGACCCAGTTGATCCC
T
GAGAGCCCAGCAGAACAGGCCTTGATGTGCCAGCGTATGTTTGAGGCCCTCAGCCTCAA
T
GACAAGCTCAGTAATGTTGTCTACTACAACTATCGTGTCCCAGAAGCAGAGAGACATGA
C
TCTGCATTGAAGAGGAACAAGGAGATCCTCACAACCGAATTGCACCTGTGGGAGAGAT
AC
ATGCAGAAGATGAAGACCGGCTCCTACCTGGCAGGGAAAGCCTTCTCATTGGCTGACGT
T
GTTGTCTTCCCTGTGATTGCCTACGCATTCCGCTCCGGGCTCTCTGAGAAGCGTTACCCT
AAACTGGGAGCGTACTATGGCATGATGAAGGACCGACCCAGT---------

>ssal_4031703
TATGCAGCATGCATGTACCTGGAGAGCCGGTTCAGGTCCCAGGGACCCCAGTTGATTCC
T
GAGGGCCAACTAGAGCAGGCCCTGATGTACCAGCGCATGTTTGAGATCCTCAACCTCAG
T
GACAAACTCAGTAACGTCATCTACTACAACTACCGTGTCCCCGAGGGAGAGAGACATGA
C
TCTGCTATCAAGAGGAACAAGGAGACCCTGGCCACGGAGATCAAACTGTGGGAAGGAT
AC
TTTCAGAAGATGGAGGTTGGTTCTTACCTGGCAGGAAAAGCCTTCTCATTGGCTGACGT
T
ATTGTCTTCCCTGTGATTGCCTACGCCTTCCGCTTTGGGCTGTCTACGGAGCGTTACCCC
AAACTGGGAGCATACTACGACATGATGAAGGACAGACCTAGC---------

>ssal_4065174
TATGGAGCTTGCATGTATTTGGAAAACCAGTTCAGGTCCCAGGGGACCCAGATGATCCC
T
GAGGGTCTAGCCGAACAGGCCCTGATGTACCAACGCATGTTTGAGGGCCAAACCTTCTA

C
GAGAAACTTAGTGATGTGGTCT...